


***FINANCIAL REPORTS FOR THE  
MONTH-END OF JANUARY, 2021  
BRADFORD EXEMPTED VILLAGE  
SCHOOL DISTRICT***



## BRADFORD BOARD OF EDUCATION Cash Summary Report

		Initial Cash	MTD Received	FYTD Received	MTD Expended	FYTD Expended	Fund Balance	Encumbrance	Unencumbered Balance
Fund:	001	\$ 7,355,961.72	\$ 680,123.18	\$ 4,267,658.63	\$ 635,257.91	\$ 4,663,131.55	\$ 6,960,488.80	\$ 891,601.41	\$ 6,068,887.39
Fund:	002	\$ 126,247.89	\$ 0.00	\$ 39,297.97	\$ 0.00	\$ 120,678.85	\$ 44,867.01	\$ 0.00	\$ 44,867.01
Fund:	003	\$ 441,263.90	\$ 0.00	\$ 0.00	\$ 0.00	\$ 0.00	\$ 441,263.90	\$ 0.00	\$ 441,263.90
Fund:	006	\$ 85,800.79	\$ 20,857.70	\$ 102,282.63	\$ 19,585.85	\$ 134,518.85	\$ 53,564.57	\$ 27,328.67	\$ 26,235.90
Fund:	007	\$ 47,192.06	\$ 600.00	\$ 5,400.00	\$ 3,000.00	\$ 7,000.00	\$ 45,592.06	\$ 10,375.00	\$ 35,217.06
Fund:	008	\$ 53,556.87	\$ 4.02	\$ 65.67	\$ 0.00	\$ 0.00	\$ 53,622.54	\$ 1,000.00	\$ 52,622.54
Fund:	009	\$ 4,355.47	\$ 205.00	\$ 2,198.50	\$ 0.00	\$ 2,410.34	\$ 4,143.63	\$ 148.14	\$ 3,995.49
Fund:	010	\$ 0.00	\$ 0.00	\$ 0.00	\$ 0.00	\$ 0.00	\$ 0.00	\$ 0.00	\$ 0.00
Fund:	018	\$ 35,555.15	\$ 225.00	\$ 3,149.05	\$ 8.58	\$ 5,098.36	\$ 33,605.84	\$ 3,818.50	\$ 29,787.34
Fund:	019	\$ 38,284.63	\$ 0.00	\$ 18,230.97	\$ 192.08	\$ 7,505.60	\$ 49,010.00	\$ 9,162.05	\$ 39,847.95
Fund:	020	\$ 0.00	\$ 0.00	\$ 0.00	\$ 0.00	\$ 0.00	\$ 0.00	\$ 0.00	\$ 0.00
Fund:	022	\$ 905.84	\$ 0.00	\$ 0.00	\$ 0.00	\$ 0.00	\$ 905.84	\$ 0.00	\$ 905.84
Fund:	034	\$ 528,140.45	\$ 0.00	\$ 8,813.13	\$ 0.00	\$ 152.50	\$ 536,801.08	\$ 0.00	\$ 536,801.08
Fund:	200	\$ 33,387.03	\$ 2,736.00	\$ 27,946.50	\$ 3,514.33	\$ 22,291.68	\$ 39,041.85	\$ 10,090.95	\$ 28,950.90
Fund:	300	\$ 13,164.99	\$ 9,367.00	\$ 71,999.29	\$ 3,868.14	\$ 48,040.31	\$ 37,123.97	\$ 18,354.43	\$ 18,769.54
Fund:	416	\$ 0.00	\$ 0.00	\$ 0.00	\$ 0.00	\$ 0.00	\$ 0.00	\$ 0.00	\$ 0.00
Fund:	432	\$ 0.00	\$ 0.00	\$ 0.00	\$ 0.00	\$ 0.00	\$ 0.00	\$ 0.00	\$ 0.00
Fund:	450	\$ 0.00	\$ 0.00	\$ 0.00	\$ 0.00	\$ 0.00	\$ 0.00	\$ 0.00	\$ 0.00
Fund:	451	\$ 0.00	\$ 0.00	\$ 5,400.00	\$ 0.00	\$ 0.00	\$ 5,400.00	\$ 3,600.00	\$ 1,800.00
Fund:	452	\$ 0.00	\$ 0.00	\$ 0.00	\$ 0.00	\$ 0.00	\$ 0.00	\$ 0.00	\$ 0.00
Fund:	454	\$ 0.00	\$ 0.00	\$ 0.00	\$ 0.00	\$ 0.00	\$ 0.00	\$ 0.00	\$ 0.00
Fund:	458	\$ 0.00	\$ 0.00	\$ 0.00	\$ 0.00	\$ 0.00	\$ 0.00	\$ 0.00	\$ 0.00
Fund:	459	\$ 0.00	\$ 0.00	\$ 0.00	\$ 0.00	\$ 0.00	\$ 0.00	\$ 0.00	\$ 0.00
Fund:	460	\$ 0.00	\$ 0.00	\$ 0.00	\$ 0.00	\$ 0.00	\$ 0.00	\$ 0.00	\$ 0.00
Fund:	467	\$ 135,598.11	\$ 0.00	\$ 112,435.00	\$ 0.00	\$ 33,406.66	\$ 214,626.45	\$ 38,368.66	\$ 176,257.79
Fund:	499	\$ 40,000.00	\$ 0.00	\$ 100,000.00	\$ 0.00	\$ 40,000.00	\$ 100,000.00	\$ 0.00	\$ 100,000.00
Fund:	504	\$ 0.00	\$ 0.00	\$ 0.00	\$ 0.00	\$ 0.00	\$ 0.00	\$ 0.00	\$ 0.00
Fund:	506	\$ 0.00	\$ 0.00	\$ 0.00	\$ 0.00	\$ 0.00	\$ 0.00	\$ 0.00	\$ 0.00
Fund:	507	\$ 0.00	\$ 23,661.31	\$ 191,271.85	\$ 4,936.75	\$ 97,994.64	\$ 93,277.21	\$ 0.00	\$ 93,277.21
Fund:	510	\$ 0.00	\$ 26,231.60	\$ 56,526.06	\$ 219.32	\$ 28,181.92	\$ 28,344.14	\$ 0.00	\$ 28,344.14
Fund:	516	\$ 0.00	\$ 10,088.66	\$ 149,241.24	\$ 10,088.66	\$ 50,443.28	\$ 98,797.96	\$ 50,443.34	\$ 48,354.62
Fund:	532	\$ 0.00	\$ 0.00	\$ 0.00	\$ 0.00	\$ 0.00	\$ 0.00	\$ 0.00	\$ 0.00
Fund:	533	\$ 0.00	\$ 0.00	\$ 0.00	\$ 0.00	\$ 0.00	\$ 0.00	\$ 0.00	\$ 0.00
Fund:	572	\$ 1,234.36	\$ 27,043.61	\$ 99,567.09	\$ 15,009.91	\$ 84,221.67	\$ 16,579.78	\$ 129.66	\$ 16,450.12
Fund:	573	\$ 0.00	\$ 0.00	\$ 0.00	\$ 0.00	\$ 0.00	\$ 0.00	\$ 0.00	\$ 0.00
Fund:	584	\$ 0.00	\$ 0.00	\$ 0.00	\$ 0.00	\$ 0.00	\$ 0.00	\$ 0.00	\$ 0.00
Fund:	587	\$ 0.00	\$ 0.00	\$ 10.96	\$ 0.00	\$ 10.96	\$ 0.00	\$ 0.00	\$ 0.00
Fund:	590	\$ 0.00	\$ 4,488.51	\$ 11,994.66	\$ 0.00	\$ 0.00	\$ 11,994.66	\$ 0.00	\$ 11,994.66
Fund:	599	\$ 6,125.19	\$ 23,169.90	\$ 218,811.02	\$ 29,236.60	\$ 96,539.42	\$ 128,396.79	\$ 107.38	\$ 128,289.41
<b>Grand Total</b>		<b>\$ 8,946,774.45</b>	<b>\$ 828,801.49</b>	<b>\$ 5,492,300.22</b>	<b>\$ 724,918.13</b>	<b>\$ 5,441,626.59</b>	<b>\$ 8,997,448.08</b>	<b>\$ 1,064,528.19</b>	<b>\$ 7,932,919.89</b>

## BRADFORD BOARD OF EDUCATION Cash Summary Report

Full Account Code	Description	Initial Cash	MTD Received	FYTD Received	MTD Expended	FYTD Expended	Fund Balance	Encumbrance	Unencumbered Balance
001-0000	GENERAL FUND	\$ 7,493,263.58	\$ 679,459.60	\$ 4,262,262.40	\$ 538,342.91	\$ 4,387,916.73	\$ 7,367,609.25	\$ 889,513.56	\$ 6,478,095.69
001-9000	GENERAL	5,151.82	0.00	0.00	0.00	0.00	5,151.82	0.00	5,151.82
001-9001	GENERAL	0.00	0.00	0.00	0.00	0.00	0.00	0.00	0.00
001-9002	SED BUS PURCHASE SET-ASIDES DARKE CO	31,156.92	0.00	0.00	0.00	0.00	31,156.92	0.00	31,156.92
001-9003	MH BUS PURCHASE SET-ASIDES - DARKE CO	66,502.99	0.00	0.00	0.00	0.00	66,502.99	0.00	66,502.99
001-9021	EXPENDITURES FOR THE 2019-2020 YEAR	0.00	0.00	0.00	0.00	0.00	0.00	0.00	0.00
001-9045	GENERAL	84,423.50	0.00	3,659.55	0.00	0.00	88,083.05	0.00	88,083.05
001-9118	STRIVING READERS GRANT GF 18-19	(5,751.65)	0.00	0.00	0.00	0.00	(5,751.65)	0.00	(5,751.65)
001-9119	STRIVING READERS GRANT	(17,713.99)	0.00	0.00	0.00	0.00	(17,713.99)	0.00	(17,713.99)
001-9120	2020 STRIVING READERS GRANT	0.00	0.00	0.00	0.00	0.00	0.00	0.00	0.00
001-9121	TEXTBOOK AND INSTRUCTIONAL MATERIALS SET-ASID	75,363.20	0.00	0.00	0.00	11,292.70	64,070.50	994.24	63,076.26
001-9122	CAPITAL MAINTENANCE SET-ASIDES	(497,724.69)	0.00	0.00	96,915.00	206,308.82	(704,033.51)	129.99	(704,163.50)
001-9125	Cafeteria Plan Refunds	651.98	0.00	0.00	0.00	0.00	651.98	0.00	651.98
001-9139	Miami County Services	(3,750.00)	0.00	0.00	0.00	0.00	(3,750.00)	0.00	(3,750.00)
001-9154	MEDICAID REIMBURSEMENT	21,799.90	663.58	1,466.35	0.00	0.00	23,266.25	0.00	23,266.25
001-9158	OHIO HIGH SCHOOL ATHLETIC ASSN	404.65	0.00	0.00	0.00	0.00	404.65	0.00	404.65
001-9194	GENERAL FUND - STATE BUS PURCHASE ALLOWANCE	425.00	0.00	0.00	0.00	0.00	425.00	0.00	425.00
001-9195	GENERAL FUND - PARITY	116,690.81	0.00	0.00	0.00	0.00	116,690.81	0.00	116,690.81
001-9201	TUITION REIMBURSEMENT REPAYMENT	750.00	0.00	0.00	0.00	0.00	750.00	0.00	750.00
001-9202	GENERAL	0.00	0.00	0.00	0.00	0.00	0.00	0.00	0.00
001-9215	BOOSTER CLUB MONEY FOR FOOD ACTIVITIES	10.76	0.00	236.38	0.00	36.38	210.76	963.62	(752.86)
001-9221	TRANSPORATION USING VAN	(379.47)	0.00	0.00	0.00	0.00	(379.47)	0.00	(379.47)
001-9222	GENERAL	643.45	0.00	33.95	0.00	0.00	677.40	0.00	677.40
001-9318	PETTY CASH ACCOUNTS	0.00	0.00	0.00	0.00	100.00	(100.00)	0.00	(100.00)
001-9320	GENERAL	30.00	0.00	0.00	0.00	0.00	30.00	0.00	30.00
001-9412	GENERAL STATE SETASIDE	113,345.65	0.00	0.00	0.00	0.00	113,345.65	0.00	113,345.65
001-9500	GENERAL	13,400.00	0.00	0.00	0.00	27,248.00	(13,848.00)	0.00	(13,848.00)
001-9718	GENERAL	(62,728.71)	0.00	0.00	0.00	0.00	(62,728.71)	0.00	(62,728.71)
001-9819	FEDERAL GRANT EXPENDITURES IN GENERAL FUND	(40,485.95)	0.00	0.00	0.00	0.00	(40,485.95)	0.00	(40,485.95)
001-9900	Previous Years Expenditures	(15,088.66)	0.00	0.00	0.00	0.00	(15,088.66)	0.00	(15,088.66)
001-9920	EXPENDITURES FOR THE 2019-2020 YEAR	(24,429.37)	0.00	0.00	0.00	30,228.92	(54,658.29)	0.00	(54,658.29)

## BRADFORD BOARD OF EDUCATION Cash Summary Report

Full Account Code	Description	Initial Cash	MTD Received	FYTD Received	MTD Expended	FYTD Expended	Fund Balance	Encumbrance	Unencumbered Balance
002-0000	BOND RETIREMENT 4.12 MILLS BOND REG/BLDG 2020	\$ 107,250.25	\$ 0.00	\$ 34,227.31	\$ 0.00	\$ 105,591.26	\$ 35,886.30	\$ 0.00	\$ 35,886.30
002-9020	BOND RETIREMENT .58 MILLS BOND SITE 2020	18,997.64	0.00	5,070.66	0.00	15,087.59	8,980.71	0.00	8,980.71
003-0000	PERMANENT IMPROVEMENT FUND	441,263.90	0.00	0.00	0.00	0.00	441,263.90	0.00	441,263.90
006-0000	LUNCHROOM/FOOD SERVICE	85,800.79	20,857.70	102,282.63	19,585.85	134,438.85	53,644.57	27,328.67	26,315.90
006-9318	PETTY CASH ACCOUNTS	0.00	0.00	0.00	0.00	80.00	(80.00)	0.00	(80.00)
007-9000	UNCLAIMED FUNDS	489.73	0.00	0.00	0.00	0.00	489.73	0.00	489.73
007-9212	BRYANT ANDREW BYERS SCHOLARSHIP	0.00	600.00	900.00	0.00	0.00	900.00	0.00	900.00
007-9900	BRADFORD FIRE & RESCUE SCHOLARSHIP	500.00	0.00	0.00	0.00	500.00	0.00	0.00	0.00
007-9901	CREIGLOW SCHOLARSHIP FUND	0.00	0.00	0.00	0.00	0.00	0.00	0.00	0.00
007-9902	BLESSED DIRECTION INC. SCHOLARSHIP	6,176.78	0.00	0.00	0.00	0.00	6,176.78	1,500.00	4,676.78
007-9903	MAX WEAVER SCHOLARSHIP FUND	500.00	0.00	0.00	0.00	0.00	500.00	0.00	500.00
007-9904	CLASS OF 1957 SCHOLARSHIP FUND	0.00	0.00	0.00	0.00	0.00	0.00	0.00	0.00
007-9905	CHAD NOLAN SCHOLARSHIP/MISC	1,000.00	0.00	0.00	0.00	500.00	500.00	500.00	0.00
007-9906	COVINGTON EAGLES SCHOLARSHIP FUND	3,774.62	0.00	0.00	1,000.00	1,000.00	2,774.62	0.00	2,774.62
007-9907	PEPSI AND COCA-COLA SCHOLARSHIP FUNDS	1,500.00	0.00	0.00	0.00	500.00	1,000.00	0.00	1,000.00
007-9908	RICHARD "DICK" HARMON SCHOLARSHIP FUND	22,633.92	0.00	0.00	0.00	0.00	22,633.92	3,750.00	18,883.92
007-9909	VERNON LINDEMAN LINEMAN SCHOLARSHIP	1,000.00	0.00	0.00	0.00	1,000.00	0.00	0.00	0.00
007-9910	AAA SCHOLARSHIP FUND	0.00	0.00	0.00	0.00	0.00	0.00	0.00	0.00
007-9911	RAY PRUITT SCHOLARSHIP FUND	0.00	0.00	0.00	0.00	0.00	0.00	0.00	0.00
007-9912	HAROLD MARKER SCHOLARSHIP FUND	4,000.00	0.00	4,000.00	1,500.00	3,000.00	5,000.00	0.00	5,000.00
007-9913	COVINGTON SAVINGS & LOAN SCHOLARSHIP	500.00	0.00	0.00	500.00	500.00	0.00	0.00	0.00
007-9914	WADE SPENCER SCHOLARSHIP FUND	0.00	0.00	0.00	0.00	0.00	0.00	0.00	0.00
007-9915	IVA ROOT SCHOLARSHIP	0.00	0.00	500.00	0.00	0.00	500.00	500.00	0.00
007-9977	HERSHEY SCHOLARSHIP DONATION-CLASS OF 1977	125.00	0.00	0.00	0.00	0.00	125.00	125.00	0.00
007-9994	BRADFORD EDUCATION ASSN. SCHOLARSHIP FUND	0.00	0.00	0.00	0.00	0.00	0.00	0.00	0.00
007-9996	PRODUCTION PAINT FINISHERS GRANT/SPECIAL TRUS	4,992.01	0.00	0.00	0.00	0.00	4,992.01	4,000.00	992.01

## BRADFORD BOARD OF EDUCATION Cash Summary Report

Full Account Code	Description	Initial Cash	MTD Received	FYTD Received	MTD Expended	FYTD Expended	Fund Balance	Encumbrance	Unencumbered Balance
008-0000	WADE KINDERGARTEN	\$ 10,516.40	\$ 0.79	\$ 12.42	\$ 0.00	\$ 0.00	\$ 10,528.82	\$ 0.00	\$ 10,528.82
008-9202	BEARD ENDOWMENT	43,040.47	3.23	53.25	0.00	0.00	43,093.72	1,000.00	42,093.72
009-9118	ART ACCOUNTS ESTES	2,446.42	110.00	972.50	0.00	1,517.96	1,900.96	23.46	1,877.50
009-9130	BUSINESS ACCOUNTS MOORE	921.00	0.00	289.00	0.00	0.00	1,210.00	0.00	1,210.00
009-9210	FFA ACCOUNTS BAUMER	20.00	65.00	502.50	0.00	0.00	522.50	0.00	522.50
009-9238	SCIENCE ACCOUNTS WHITE	968.05	30.00	434.50	0.00	892.38	510.17	124.68	385.49
010-0000	CLASSROOM FACILITIES	0.00	0.00	0.00	0.00	0.00	0.00	0.00	0.00
018-9110	PRINCIPAL FUND - ELEMENTARY	16,170.83	(55.00)	1,445.76	4.29	4,589.48	13,027.11	1,932.03	11,095.08
018-9111	ELEMENTARY PRINCIPAL SIGN FUND	0.00	0.00	0.00	0.00	0.00	0.00	0.00	0.00
018-9112	ELEMENTARY PRINCIPAL ALL ABOARD	0.00	0.00	0.00	0.00	0.00	0.00	0.00	0.00
018-9113	ELEMENTARY PRINCIPAL -BOX TOPS	12,917.65	173.00	173.00	0.00	5.35	13,085.30	0.00	13,085.30
018-9130	HIGH SCHOOL PRINCIPAL FUND	3,828.67	107.00	1,530.29	4.29	503.53	4,855.43	1,566.47	3,288.96
018-9131	HIGH SCHOOL PRINCIPAL (AFTER PROM) FUND	450.00	0.00	0.00	0.00	0.00	450.00	320.00	130.00
018-9222	HIGH SCHOOL PRINCIPAL FUND LIBRARY	2,188.00	0.00	0.00	0.00	0.00	2,188.00	0.00	2,188.00
019-0000	OTHER GRANT	0.00	0.00	0.97	0.00	0.00	0.97	0.00	0.97
019-9001	SHOPA KIDS IN NEED FOUNDATION GRANT	0.00	0.00	0.00	0.00	0.00	0.00	0.00	0.00
019-9002	MIAMI COUNTY FOUNDATION - HS MUSIC DEPARTMENT	0.00	0.00	0.00	0.00	0.00	0.00	0.00	0.00
019-9003	MIAMI COUNTY FOUNDATION- FEELING GOOD MILE HIG	0.00	0.00	0.00	0.00	0.00	0.00	0.00	0.00
019-9004	RADIO & TEL NEWS DIRECTORS FOUND MEDIA TECH	12.41	0.00	0.00	0.00	0.00	12.41	0.00	12.41
019-9005	ECO GARDEN GRANT MIAMI COUNTY PARK DISTRICT	500.00	0.00	0.00	0.00	0.00	500.00	0.00	500.00
019-9006	ECO GARDEN GRANT- TROY FOUNDATION	0.00	0.00	0.00	0.00	0.00	0.00	0.00	0.00
019-9007	REED - VALEDICTORIAN/MEMORIAL	309.58	0.00	0.00	0.00	0.00	309.58	0.00	309.58
019-9008	MIAMI COUNTY FOUNDATION ECO GARDEN GRANT	0.00	0.00	0.00	0.00	0.00	0.00	0.00	0.00
019-9009	ELEMENTARY ART - TROY FOUNDATION	12.91	0.00	0.00	0.00	0.00	12.91	0.00	12.91
019-9011	MIAMI COUNTY FOUNDATION ALL ABOARD PROGRAM	102.22	0.00	0.00	0.00	0.00	102.22	0.00	102.22
019-9012	MAC GRANT	0.00	0.00	0.00	0.00	0.00	0.00	0.00	0.00
019-9013	ALL-ABOARD- OTHER GRANT	0.00	0.00	0.00	0.00	0.00	0.00	0.00	0.00
019-9014	TROY FOUNDATION SUMMER ART CAMP	0.00	0.00	0.00	0.00	0.00	0.00	0.00	0.00

## BRADFORD BOARD OF EDUCATION Cash Summary Report

Full Account Code	Description	Initial Cash	MTD Received	FYTD Received	MTD Expended	FYTD Expended	Fund Balance	Encumbrance	Unencumbered Balance
019-9015	MIAMI COUNTY FOUNDATION ELEMENTARY GRANT	\$ 0.00	\$ 0.00	\$ 0.00	\$ 0.00	\$ 0.00	\$ 0.00	\$ 0.00	\$ 0.00
019-9016	PTO-ELEMENTARY TECHNOLOGY GRANT	0.00	0.00	0.00	0.00	0.00	0.00	0.00	0.00
019-9017	EAGLES-COVINGTON DONATION	5,927.64	0.00	0.00	0.00	0.00	5,927.64	0.00	5,927.64
019-9018	MIAMI COUNTY FOUNDATION-ART DISCOVERY CAMP	512.62	0.00	0.00	0.00	0.00	512.62	0.00	512.62
019-9019	COVINGTON EAGLES DONATION	7,000.00	0.00	7,000.00	0.00	0.00	14,000.00	0.00	14,000.00
019-9020	MIAMI COUNTY FOUNDATION MEDIA CENTER GRANT	0.00	0.00	0.00	0.00	0.00	0.00	0.00	0.00
019-9021	TROY FOUNDATION FIELD TRIP GRANT	0.00	0.00	0.00	0.00	0.00	0.00	0.00	0.00
019-9022	MISCELLANEOUS FIELD TRIP GRANTS	758.76	0.00	0.00	0.00	0.00	758.76	0.00	758.76
019-9023	VIVIAN RUSSELL KINDERGARTEN FUND	57.87	0.00	0.00	0.00	0.00	57.87	0.00	57.87
019-9024	ANNA BIER ART GRANT	593.99	0.00	0.00	0.00	68.97	525.02	15.00	510.02
019-9025	COMMUNITY BLOOD CENTER GRANT	0.00	0.00	0.00	0.00	0.00	0.00	0.00	0.00
019-9026	BELIEVE IN OHIO GRANT	0.00	0.00	0.00	0.00	0.00	0.00	0.00	0.00
019-9027	TRI-COUNTY BOARD OF REC AND MENTAL HEALTH GRA	0.00	0.00	0.00	0.00	0.00	0.00	0.00	0.00
019-9131	MIAMI COUNTY FOUNDATION SEMI-ANNUAL GRANT	1,772.89	0.00	0.00	0.00	0.00	1,772.89	0.00	1,772.89
019-9132	OTHER GRANT RENAISSANCE	0.00	0.00	0.00	0.00	0.00	0.00	0.00	0.00
019-9139	Miami County Foundation 2019-2020 Grants	6,000.00	0.00	0.00	0.00	6,000.00	0.00	0.00	0.00
019-9181	MIAMI COUNTY PARKS - GIZMOS GRANT	10.00	0.00	0.00	0.00	0.00	10.00	0.00	10.00
019-9182	Miami County Parks-7th Growth Mindsets	0.00	0.00	1,750.00	0.00	0.00	1,750.00	1,750.00	0.00
019-9191	MIAMI CO FOUNDATION-PHONES/RADIOS	0.00	0.00	0.00	0.00	0.00	0.00	0.00	0.00
019-9192	MIAMI CO FOUNDATION-FRENCH HORNS	0.00	0.00	0.00	0.00	0.00	0.00	0.00	0.00
019-9193	MIAMI CO FOUNDATION-CAMERAS	0.00	0.00	0.00	0.00	0.00	0.00	0.00	0.00
019-9222	OTHER GRANT LIBRARY	210.00	0.00	0.00	0.00	0.00	210.00	0.00	210.00
019-9230	OTHER GRANT	150.00	0.00	0.00	0.00	0.00	150.00	0.00	150.00
019-9239	Miami County Grant for IPADS	70.00	0.00	0.00	0.00	0.00	70.00	0.00	70.00
019-9272	Miami County Foundation Grant-Water Fountains	1.25	0.00	7,380.00	0.00	0.00	7,381.25	7,380.00	1.25
019-9340	Miami County Foundation Grant-3-D Printer	0.00	0.00	0.00	0.00	0.00	0.00	0.00	0.00
019-9410	GRANT FROM DARKE COUNTY FOUNDATION	882.49	0.00	800.00	192.08	1,436.63	245.86	17.05	228.81

## BRADFORD BOARD OF EDUCATION Cash Summary Report

Full Account Code	Description	Initial Cash	MTD Received	FYTD Received	MTD Expended	FYTD Expended	Fund Balance	Encumbrance	Unencumbered Balance
019-9421	DARKE COUNTY FOUNDATION COMMUNITY GARDEN GRANT	\$ 0.00	\$ 0.00	\$ 1,300.00	\$ 0.00	\$ 0.00	\$ 1,300.00	\$ 0.00	\$ 1,300.00
019-9517	OTHER GRANT	6,400.00	0.00	0.00	0.00	0.00	6,400.00	0.00	6,400.00
019-9920	COVINGTON EAGLES DONATION	7,000.00	0.00	0.00	0.00	0.00	7,000.00	0.00	7,000.00
020-9989	EARLY CHILDHOOD/PRE-SCHOOL	0.00	0.00	0.00	0.00	0.00	0.00	0.00	0.00
022-0000	OHSAA TOURNAMENT ACCOUNTS	0.00	0.00	0.00	0.00	0.00	0.00	0.00	0.00
022-9617	unclaimed funds for 2016-2017	0.00	0.00	0.00	0.00	0.00	0.00	0.00	0.00
022-9718	DISTRICT AGENCY	777.85	0.00	0.00	0.00	0.00	777.85	0.00	777.85
022-9819	UNCASHED FUNDS FOR 2018-2019	127.99	0.00	0.00	0.00	0.00	127.99	0.00	127.99
034-0000	CLASSROOM FACILITY MAINTENANCE	526,612.23	0.00	8,750.67	0.00	152.50	535,210.40	0.00	535,210.40
034-9045	MAINTENANCE FUND DELINQUENCIES	1,528.22	0.00	62.46	0.00	0.00	1,590.68	0.00	1,590.68
200-9000	MULTIPLE DISABILITIES CLASS	2,664.58	0.00	0.00	0.00	0.00	2,664.58	0.00	2,664.58
200-9003	CLASS OF 2003	0.00	0.00	0.00	0.00	0.00	0.00	0.00	0.00
200-9004	CLASS OF 2004	0.00	0.00	0.00	0.00	0.00	0.00	0.00	0.00
200-9005	CLASS OF 2005	0.00	0.00	0.00	0.00	0.00	0.00	0.00	0.00
200-9006	CLASS OF 2006	0.00	0.00	0.00	0.00	0.00	0.00	0.00	0.00
200-9007	CLASS OF 2007	0.00	0.00	0.00	0.00	0.00	0.00	0.00	0.00
200-9008	CLASS OF 2008	0.00	0.00	0.00	0.00	0.00	0.00	0.00	0.00
200-9009	CLASS OF 2009	0.00	0.00	0.00	0.00	0.00	0.00	0.00	0.00
200-9010	CLASS OF 2010	0.00	0.00	0.00	0.00	0.00	0.00	0.00	0.00
200-9011	CLASS OF 2011	0.00	0.00	0.00	0.00	0.00	0.00	0.00	0.00
200-9012	CLASS OF 2012	0.00	0.00	0.00	0.00	0.00	0.00	0.00	0.00
200-9013	CLASS OF 2013	0.00	0.00	0.00	0.00	0.00	0.00	0.00	0.00
200-9014	CLASS OF 2014	0.00	0.00	0.00	0.00	0.00	0.00	0.00	0.00
200-9015	CLASS OF 2015	0.00	0.00	0.00	0.00	0.00	0.00	0.00	0.00
200-9016	CLASS OF 2016	0.00	0.00	0.00	0.00	0.00	0.00	0.00	0.00
200-9017	CLASS OF 2017	0.00	0.00	0.00	0.00	0.00	0.00	0.00	0.00
200-9018	CLASS OF 2018	0.00	0.00	0.00	0.00	0.00	0.00	0.00	0.00
200-9019	CLASS OF 2019	0.00	0.00	0.00	0.00	0.00	0.00	0.00	0.00
200-9020	CLASS OF 2020	0.00	0.00	0.00	0.00	0.00	0.00	0.00	0.00
200-9021	CLASS OF 2021	3,333.26	0.00	260.00	880.00	966.96	2,626.30	1,830.00	796.30
200-9022	CLASS OF 2022	4,436.93	2,096.00	5,822.00	0.00	2,641.00	7,617.93	779.50	6,838.43
200-9023	CLASS OF 2023	350.00	240.00	2,520.00	0.00	1,595.00	1,275.00	0.00	1,275.00
200-9024	CLASS OF 2024	0.00	0.00	0.00	0.00	0.00	0.00	0.00	0.00
200-9117	HIGH SCHOOL ENVIRONMENTAL CLUB	0.00	0.00	0.00	0.00	0.00	0.00	0.00	0.00
200-9119	POWER OF THE PEN	280.00	0.00	0.00	0.00	0.00	280.00	0.00	280.00
200-9128	SPANISH CLUB	134.31	0.00	0.00	0.00	0.00	134.31	0.00	134.31

## BRADFORD BOARD OF EDUCATION Cash Summary Report

Full Account Code	Description	Initial Cash	MTD Received	FYTD Received	MTD Expended	FYTD Expended	Fund Balance	Encumbrance	Unencumbered Balance
200-9130	MUSE MACHINE	\$ 1,103.24	\$ 0.00	\$ 0.00	\$ 0.00	\$ 0.00	\$ 1,103.24	\$ 0.00	\$ 1,103.24
200-9131	DRAMA CLUB	6,099.49	0.00	0.00	0.00	0.00	6,099.49	0.00	6,099.49
200-9132	RENAISSANCE	0.00	0.00	0.00	0.00	0.00	0.00	0.00	0.00
200-9133	GLEE CLUB	368.65	0.00	0.00	0.00	0.00	368.65	0.00	368.65
200-9320	HIGH SCHOOL FAMILY & CONSUMER SCIENCE	0.00	0.00	0.00	0.00	0.00	0.00	0.00	0.00
200-9330	FUTURE FARMERS OF AMERICA	4,458.83	90.00	8,386.50	212.88	7,225.63	5,619.70	1,819.94	3,799.76
200-9400	HIGH SCHOOL MUSIC DEPARTMENT	1,128.63	0.00	0.00	121.45	194.90	933.73	5.20	928.53
200-9500	JUNIOR HIGH CHEERLEADERS	0.00	0.00	0.00	0.00	0.00	0.00	0.00	0.00
200-9501	POWER LIFTING CLUB	0.00	0.00	0.00	0.00	0.00	0.00	0.00	0.00
200-9553	HIGH SCHOOL CHEERLEADERS	0.00	0.00	0.00	0.00	0.00	0.00	0.00	0.00
200-9610	ELEMENTARY STUDENT COUNCIL	513.56	0.00	0.00	0.00	0.00	513.56	0.00	513.56
200-9630	HIGH SCHOOL STUDENT COUNCIL	2,244.28	0.00	4,858.00	2,300.00	6,355.00	747.28	331.50	415.78
200-9678	JR HIGH CLASS ADVISOR	0.00	0.00	979.00	0.00	0.00	979.00	756.00	223.00
200-9680	YEARBOOK	6,752.94	310.00	5,121.00	0.00	3,313.19	8,560.75	4,568.81	3,991.94
200-9690	SCHOOL NEWSPAPER	0.00	0.00	0.00	0.00	0.00	0.00	0.00	0.00
200-9710	NATIONAL HONOR SOCIETY	(481.67)	0.00	0.00	0.00	0.00	(481.67)	0.00	(481.67)
300-9001	HIGH SCHOOL ART	721.58	0.00	0.00	0.00	0.00	721.58	0.00	721.58
300-9002	WASHINGTON DC TRIP - 8TH GRADE	5,375.00	0.00	0.00	0.00	475.00	4,900.00	0.00	4,900.00
300-9004	MEDIA-TECH CLASS	5.57	0.00	0.00	0.00	0.00	5.57	0.00	5.57
300-9185	Benefit for Ruth Estes	0.00	0.00	0.00	0.00	0.00	0.00	0.00	0.00
300-9190	ROADER BALLOONS	0.00	0.00	0.00	0.00	0.00	0.00	0.00	0.00
300-9500	ATHLETIC DIRECTOR	6,130.84	9,367.00	71,999.29	3,868.14	47,565.31	30,564.82	18,354.43	12,210.39
300-9501	ATHLETIC DIRECTOR FSN	750.00	0.00	0.00	0.00	0.00	750.00	0.00	750.00
300-9511	BASEBALL	0.00	0.00	0.00	0.00	0.00	0.00	0.00	0.00
300-9512	BOYS BASKETBALL	0.00	0.00	0.00	0.00	0.00	0.00	0.00	0.00
300-9514	ATHLETIC ADVERTISING SPONSORSHIPS	0.00	0.00	0.00	0.00	0.00	0.00	0.00	0.00
300-9532	GIRLS BASKETBALL	0.00	0.00	0.00	0.00	0.00	0.00	0.00	0.00
300-9534	SOFTBALL	0.00	0.00	0.00	0.00	0.00	0.00	0.00	0.00
300-9553	Athletics-cheerleading Fund Raising	182.00	0.00	0.00	0.00	0.00	182.00	0.00	182.00
416-9205	STUDENT INTERVENTION 9-10 GRADE PROF DEVELOP	0.00	0.00	0.00	0.00	0.00	0.00	0.00	0.00
416-9906	STUDENT INTERVENION GRADE 9-10 PROF DEVELOP	0.00	0.00	0.00	0.00	0.00	0.00	0.00	0.00
432-9006	EMIS FY 2006	0.00	0.00	0.00	0.00	0.00	0.00	0.00	0.00
432-9201	MANAGEMENT INFORMATION SYSTEM	0.00	0.00	0.00	0.00	0.00	0.00	0.00	0.00
432-9204	MANAGE. INFO. SYS. FUND	0.00	0.00	0.00	0.00	0.00	0.00	0.00	0.00



## BRADFORD BOARD OF EDUCATION Cash Summary Report

Full Account Code	Description	Initial Cash	MTD Received	FYTD Received	MTD Expended	FYTD Expended	Fund Balance	Encumbrance	Unencumbered Balance
432-9205	MANGED INFO SYSTEM STATE FY 2005	\$ 0.00	\$ 0.00	\$ 0.00	\$ 0.00	\$ 0.00	\$ 0.00	\$ 0.00	\$ 0.00
432-9206	MANAGE. INFO. SYS. FUND	0.00	0.00	0.00	0.00	0.00	0.00	0.00	0.00
432-9207	MANAGEMENT INFO SYSTEMS FY2007	0.00	0.00	0.00	0.00	0.00	0.00	0.00	0.00
432-9208	EMIS FY2008	0.00	0.00	0.00	0.00	0.00	0.00	0.00	0.00
432-9209	EMIS FY2009	0.00	0.00	0.00	0.00	0.00	0.00	0.00	0.00
432-9210	EMIS FY2010	0.00	0.00	0.00	0.00	0.00	0.00	0.00	0.00
432-9211	EMIS FY2011	0.00	0.00	0.00	0.00	0.00	0.00	0.00	0.00
432-9212	EMIS FY2012	0.00	0.00	0.00	0.00	0.00	0.00	0.00	0.00
450-9204	SCHOOLNET PLUS GRADE 7 FY 2004	0.00	0.00	0.00	0.00	0.00	0.00	0.00	0.00
450-9206	SCHOOLNET PLUS FY 2006 ROUND #8	0.00	0.00	0.00	0.00	0.00	0.00	0.00	0.00
450-9207	SCHOOLNET PLUS FY2007	0.00	0.00	0.00	0.00	0.00	0.00	0.00	0.00
450-9905	SCHOOLNET PLUS ROUND 5	0.00	0.00	0.00	0.00	0.00	0.00	0.00	0.00
451-9021	TELECOMMUNICATIONS 2019-2020	0.00	0.00	5,400.00	0.00	0.00	5,400.00	3,600.00	1,800.00
451-9204	ONenet FY 2004	0.00	0.00	0.00	0.00	0.00	0.00	0.00	0.00
451-9205	DATA COMM ONenet FY 2005	0.00	0.00	0.00	0.00	0.00	0.00	0.00	0.00
451-9206	DATA COMM	0.00	0.00	0.00	0.00	0.00	0.00	0.00	0.00
451-9207	DATA COMM FY2007	0.00	0.00	0.00	0.00	0.00	0.00	0.00	0.00
451-9208	DATA COMM FY2008	0.00	0.00	0.00	0.00	0.00	0.00	0.00	0.00
451-9209	DATA COMM FY2009	0.00	0.00	0.00	0.00	0.00	0.00	0.00	0.00
451-9210	DATA COMM FY2010	0.00	0.00	0.00	0.00	0.00	0.00	0.00	0.00
451-9211	DATA COMM FY2011	0.00	0.00	0.00	0.00	0.00	0.00	0.00	0.00
451-9212	DATA COMM FY2012	0.00	0.00	0.00	0.00	0.00	0.00	0.00	0.00
451-9213	DATA COMM FY2013	0.00	0.00	0.00	0.00	0.00	0.00	0.00	0.00
451-9214	DATA COMM FY14	0.00	0.00	0.00	0.00	0.00	0.00	0.00	0.00
451-9215	FY15 DATA COMM	0.00	0.00	0.00	0.00	0.00	0.00	0.00	0.00
451-9216	FY16 DATA COMMUNICATIONS	0.00	0.00	0.00	0.00	0.00	0.00	0.00	0.00
451-9217	FY17 DATA COMMUNICATIONS	0.00	0.00	0.00	0.00	0.00	0.00	0.00	0.00
451-9718	FY18 DATA COMMUNICATIONS	0.00	0.00	0.00	0.00	0.00	0.00	0.00	0.00
451-9819	FY19 DATA COMMUNICATIONS	0.00	0.00	0.00	0.00	0.00	0.00	0.00	0.00
451-9920	TELECOMMUNICATIONS 2019-2020	0.00	0.00	0.00	0.00	0.00	0.00	0.00	0.00
452-9204	SCHOOLNET PROF DEV FY 2004	0.00	0.00	0.00	0.00	0.00	0.00	0.00	0.00
452-9205	SCHOOLNET PROF DEV FY 2005	0.00	0.00	0.00	0.00	0.00	0.00	0.00	0.00
452-9206	SCHOOLNET PROF DEV FY 2006	0.00	0.00	0.00	0.00	0.00	0.00	0.00	0.00
452-9207	SCHOOLNET PROF DEV FY2007	0.00	0.00	0.00	0.00	0.00	0.00	0.00	0.00
452-9208	SCHOOLNET PROF DEV FY2008	0.00	0.00	0.00	0.00	0.00	0.00	0.00	0.00
452-9209	SCHOOLNET PROF DEV FY2009	0.00	0.00	0.00	0.00	0.00	0.00	0.00	0.00
452-9210	SCHOOLNET PROF DEV FY2010	0.00	0.00	0.00	0.00	0.00	0.00	0.00	0.00

## BRADFORD BOARD OF EDUCATION Cash Summary Report

Full Account Code	Description	Initial Cash	MTD Received	FYTD Received	MTD Expended	FYTD Expended	Fund Balance	Encumbrance	Unencumbered Balance
454-9202	TECH EQUITY FY 2002	\$ 0.00	\$ 0.00	\$ 0.00	\$ 0.00	\$ 0.00	\$ 0.00	\$ 0.00	\$ 0.00
454-9203	TECH EQUITY FY03	0.00	0.00	0.00	0.00	0.00	0.00	0.00	0.00
458-9203	IVDL FY 2003 TOBACCO SETTLEMENT	0.00	0.00	0.00	0.00	0.00	0.00	0.00	0.00
459-9003	OHIO READS FY 2003 VOLUNTEER	0.00	0.00	0.00	0.00	0.00	0.00	0.00	0.00
459-9004	OHIO READS FY 2004 VOLUNTEER	0.00	0.00	0.00	0.00	0.00	0.00	0.00	0.00
459-9005	OHIO READS FY2005 VOLUNTEER	0.00	0.00	0.00	0.00	0.00	0.00	0.00	0.00
459-9006	OHIO READS FY 2006 VOLUNTEER	0.00	0.00	0.00	0.00	0.00	0.00	0.00	0.00
459-9007	OHIO READS FY2007 VOLUNTEER GRANT	0.00	0.00	0.00	0.00	0.00	0.00	0.00	0.00
459-9200	OHIO READS FY 2002 VOLUNTEER	0.00	0.00	0.00	0.00	0.00	0.00	0.00	0.00
459-9201	OHIO READS FY 2001 VOLUNTEER	0.00	0.00	0.00	0.00	0.00	0.00	0.00	0.00
459-9202	OHIO READS FY 2002	0.00	0.00	0.00	0.00	0.00	0.00	0.00	0.00
459-9203	OHIO READS FY 2003 #15044	0.00	0.00	0.00	0.00	0.00	0.00	0.00	0.00
459-9204	OHIO READS CONTINUATION GRANT FY 2004 003368	0.00	0.00	0.00	0.00	0.00	0.00	0.00	0.00
459-9205	OhioReads FY 2005	0.00	0.00	0.00	0.00	0.00	0.00	0.00	0.00
459-9206	OHIO READS FY 2006	0.00	0.00	0.00	0.00	0.00	0.00	0.00	0.00
459-9207	OHIO READS GRANT FY2007	0.00	0.00	0.00	0.00	0.00	0.00	0.00	0.00
459-9902	OHIO READS SUMMER 2002	0.00	0.00	0.00	0.00	0.00	0.00	0.00	0.00
459-9903	OHIO READS NEW SUMMER COMMUNITY #35173	0.00	0.00	0.00	0.00	0.00	0.00	0.00	0.00
460-9204	STUDENT INTERVENTION GRADES 9-10 FY 05	0.00	0.00	0.00	0.00	0.00	0.00	0.00	0.00
460-9205	STUDENT INTERVENTION GRADES 1-4 FY 2005	0.00	0.00	0.00	0.00	0.00	0.00	0.00	0.00
467-9920	Student Wellness and Success	135,598.11	0.00	112,435.00	0.00	33,406.66	214,626.45	38,368.66	176,257.79
499-9021	MISCELLANEOUS STATE GRANT FUND	0.00	0.00	100,000.00	0.00	0.00	100,000.00	0.00	100,000.00
499-9122	MISCELLANEOUS STATE GRANT FUND	0.00	0.00	0.00	0.00	0.00	0.00	0.00	0.00
499-9191	School Safety Grant	0.00	0.00	0.00	0.00	0.00	0.00	0.00	0.00
499-9207	FY2007 GIFTED SUPPLEMENTAL FUNDS	0.00	0.00	0.00	0.00	0.00	0.00	0.00	0.00
499-9208	GIFTED SUPPLEMENTAL FUNDS FY2008	0.00	0.00	0.00	0.00	0.00	0.00	0.00	0.00
499-9209	GIFTED SUPPLEMENTAL FUNDS FY2009	0.00	0.00	0.00	0.00	0.00	0.00	0.00	0.00
499-9210	SAFE ROUTES TO SCHOOL GRANT FY2010	0.00	0.00	0.00	0.00	0.00	0.00	0.00	0.00
499-9211	MISC. STATE GRANT SCHOOL	0.00	0.00	0.00	0.00	0.00	0.00	0.00	0.00

## BRADFORD BOARD OF EDUCATION Cash Summary Report

Full Account Code	Description	Initial Cash	MTD Received	FYTD Received	MTD Expended	FYTD Expended	Fund Balance	Encumbrance	Unencumbered Balance
	IMPR INCENT AWARD								
499-9214	OSFC SAFETY AND SECURITY GRANT	\$ 0.00	\$ 0.00	\$ 0.00	\$ 0.00	\$ 0.00	\$ 0.00	\$ 0.00	\$ 0.00
499-9718	MISC. STATE GRANT	0.00	0.00	0.00	0.00	0.00	0.00	0.00	0.00
499-9819	Ohio Climate Grant	0.00	0.00	0.00	0.00	0.00	0.00	0.00	0.00
499-9907	OHIO CORE IMPLEMENTATION GRANT	0.00	0.00	0.00	0.00	0.00	0.00	0.00	0.00
499-9909	ADVANCED ENERGY GRANT - OHIO DEPT OF DEVELOPM	0.00	0.00	0.00	0.00	0.00	0.00	0.00	0.00
499-9920	BWC SAFETY GRANT	40,000.00	0.00	0.00	0.00	40,000.00	0.00	0.00	0.00
504-0000	ED JOBS FUND	0.00	0.00	0.00	0.00	0.00	0.00	0.00	0.00
506-0000	RACE TO THE TOP FEDERAL FUNDS	0.00	0.00	0.00	0.00	0.00	0.00	0.00	0.00
507-0000	ELEMENTARY AND SECONDARY SCHOOL EMERGENCY RELIEF FUND	0.00	0.00	0.00	0.00	0.00	0.00	0.00	0.00
507-9021	ESSER Grant (cares act)	0.00	23,661.31	191,271.85	4,936.75	97,994.64	93,277.21	0.00	93,277.21
510-9021	CORONA VIRUS RELIEF FUND FOR SCHOOLS	0.00	19,942.68	43,566.68	219.32	21,893.00	21,673.68	0.00	21,673.68
510-9223	Broadband Ohio Connectivity Grant	0.00	6,288.92	12,959.38	0.00	6,288.92	6,670.46	0.00	6,670.46
516-0000	IDEA PART B	0.00	0.00	0.00	0.00	0.00	0.00	0.00	0.00
516-9017	IDEA PART B	0.00	0.00	0.00	0.00	0.00	0.00	0.00	0.00
516-9018	IDEA PART B	0.00	0.00	0.00	0.00	0.00	0.00	0.00	0.00
516-9021	TITLE 6B GRANT FOR 2019-2020	0.00	10,088.66	149,241.24	10,088.66	50,443.28	98,797.96	50,443.34	48,354.62
516-9206	IDEA PART B FY 2006	0.00	0.00	0.00	0.00	0.00	0.00	0.00	0.00
516-9207	IDEA PART B FY2007 (FLOW-THRU)	0.00	0.00	0.00	0.00	0.00	0.00	0.00	0.00
516-9208	IDEA B SPECIAL ED FY2008 FLOW THRU	0.00	0.00	0.00	0.00	0.00	0.00	0.00	0.00
516-9209	IDEA B SPECIAL ED FY2009 FLOWTHRU	0.00	0.00	0.00	0.00	0.00	0.00	0.00	0.00
516-9210	IDEA B SPECIAL ED FY2010	0.00	0.00	0.00	0.00	0.00	0.00	0.00	0.00
516-9211	IDEA B SPECIAL ED FY2011	0.00	0.00	0.00	0.00	0.00	0.00	0.00	0.00
516-9212	IDEA B SPECIAL ED FY2012	0.00	0.00	0.00	0.00	0.00	0.00	0.00	0.00
516-9213	IDEA B SPECIAL ED FY2013	0.00	0.00	0.00	0.00	0.00	0.00	0.00	0.00
516-9214	IDEA B SPECIAL ED FY2014	0.00	0.00	0.00	0.00	0.00	0.00	0.00	0.00
516-9215	IDEA B SPECIAL ED FY2015	0.00	0.00	0.00	0.00	0.00	0.00	0.00	0.00
516-9216	IDEA B SPECIAL ED FY2016	0.00	0.00	0.00	0.00	0.00	0.00	0.00	0.00
516-9217	IDEA B SPECIAL ED FY2017	0.00	0.00	0.00	0.00	0.00	0.00	0.00	0.00
516-932N	SPECIAL ED - ARRA STIMULUS	0.00	0.00	0.00	0.00	0.00	0.00	0.00	0.00
516-932O	SPECIAL ED - ARRA STIMULUS	0.00	0.00	0.00	0.00	0.00	0.00	0.00	0.00
516-9718	IDEA PART B	0.00	0.00	0.00	0.00	0.00	0.00	0.00	0.00
516-9819	TITLE 6B GRANT FOR 2018-2019	0.00	0.00	0.00	0.00	0.00	0.00	0.00	0.00
516-9920	TITLE 6B GRANT FOR 2019-2020	0.00	0.00	0.00	0.00	0.00	0.00	0.00	0.00

## BRADFORD BOARD OF EDUCATION Cash Summary Report

Full Account Code	Description	Initial Cash	MTD Received	FYTD Received	MTD Expended	FYTD Expended	Fund Balance	Encumbrance	Unencumbered Balance
532-932N	STATE FISCAL STABILIZATION FUND (SFSF) STIMUL	\$ 0.00	\$ 0.00	\$ 0.00	\$ 0.00	\$ 0.00	\$ 0.00	\$ 0.00	\$ 0.00
532-932O	STATE FISCAL STABILIZATION FUND (SFSF) STIMUL	0.00	0.00	0.00	0.00	0.00	0.00	0.00	0.00
533-9210	TITLE II-TECH FY2010	0.00	0.00	0.00	0.00	0.00	0.00	0.00	0.00
533-9211	TITLE II-TECH FY2011	0.00	0.00	0.00	0.00	0.00	0.00	0.00	0.00
533-9212	TITLE II-D TECH FY2012	0.00	0.00	0.00	0.00	0.00	0.00	0.00	0.00
572-0000	TITLE I	1,234.36	0.00	149.45	0.00	0.00	1,383.81	0.00	1,383.81
572-9021	TITLE ONE 2019-2020 SCHOOL YEAR	0.00	27,043.61	97,268.76	15,009.91	84,221.67	13,047.09	129.66	12,917.43
572-9121	TITLE I DISADVANTAGED CHILDREN	0.00	0.00	2,148.88	0.00	0.00	2,148.88	0.00	2,148.88
572-9200	TITLE I DISADVANTAGED CHILDREN	0.00	0.00	0.00	0.00	0.00	0.00	0.00	0.00
572-9201	TITLE I DISADVANTAGED CHILDREN	0.00	0.00	0.00	0.00	0.00	0.00	0.00	0.00
572-9202	TITLE I DISADVANTAGED CHILDREN	0.00	0.00	0.00	0.00	0.00	0.00	0.00	0.00
572-9203	TITLE I FY 2003	0.00	0.00	0.00	0.00	0.00	0.00	0.00	0.00
572-9204	TITLE I FY 2004	0.00	0.00	0.00	0.00	0.00	0.00	0.00	0.00
572-9205	TITLE I FY 2005	0.00	0.00	0.00	0.00	0.00	0.00	0.00	0.00
572-9206	TITLE I FY 2006	0.00	0.00	0.00	0.00	0.00	0.00	0.00	0.00
572-9207	TITLE I FY2007	0.00	0.00	0.00	0.00	0.00	0.00	0.00	0.00
572-9208	TITLE I DISADVANTAGED YOUTH FY2008	0.00	0.00	0.00	0.00	0.00	0.00	0.00	0.00
572-9209	TITLE I DISADVANTAGED YOUTH FY2009	0.00	0.00	0.00	0.00	0.00	0.00	0.00	0.00
572-9210	TITLE I DISADVANTAGED YOUTH FY2010	0.00	0.00	0.00	0.00	0.00	0.00	0.00	0.00
572-9211	TITLE I DISADVANTAGED YOUTH FY2011	0.00	0.00	0.00	0.00	0.00	0.00	0.00	0.00
572-9212	TITLE I DISADVANTAGES YOUTH FY2012	0.00	0.00	0.00	0.00	0.00	0.00	0.00	0.00
572-9213	TITLE I DISADVANTAGES YOUTH FY2013	0.00	0.00	0.00	0.00	0.00	0.00	0.00	0.00
572-9214	TITLE I DISADVANTAGED YOUTH FY2014	0.00	0.00	0.00	0.00	0.00	0.00	0.00	0.00
572-9215	TITLE I DISADVANTAGED YOUTH FY2015	0.00	0.00	0.00	0.00	0.00	0.00	0.00	0.00
572-9216	TITLE I DISADVANTAGE YOUTH FY16	0.00	0.00	0.00	0.00	0.00	0.00	0.00	0.00
572-9217	TITLE I DISADVANTAGED YOUTH FY17	0.00	0.00	0.00	0.00	0.00	0.00	0.00	0.00
572-9218	TITLE I DISADVANTAGED YOUTH FY18	0.00	0.00	0.00	0.00	0.00	0.00	0.00	0.00
572-932N	TITLE I STIMULUS FY2010	0.00	0.00	0.00	0.00	0.00	0.00	0.00	0.00
572-932O	TITLE I STIMULUS FY2011	0.00	0.00	0.00	0.00	0.00	0.00	0.00	0.00

## BRADFORD BOARD OF EDUCATION Cash Summary Report

Full Account Code	Description	Initial Cash	MTD Received	FYTD Received	MTD Expended	FYTD Expended	Fund Balance	Encumbrance	Unencumbered Balance
572-9718	TITLE I DISADVANTAGES YOUTH FY18	\$ 0.00	\$ 0.00	\$ 0.00	\$ 0.00	\$ 0.00	\$ 0.00	\$ 0.00	\$ 0.00
572-9819	TITLE ONE 2018-2019 SCHOOL YEAR	0.00	0.00	0.00	0.00	0.00	0.00	0.00	0.00
572-9920	TITLE ONE 2019-2020 SCHOOL YEAR	0.00	0.00	0.00	0.00	0.00	0.00	0.00	0.00
572-9998	TITLE I DISADVANTAGED CHILDREN	0.00	0.00	0.00	0.00	0.00	0.00	0.00	0.00
572-9999	TITLE I DISADVANTAGED CHILDREN	0.00	0.00	0.00	0.00	0.00	0.00	0.00	0.00
573-9005	TITLE V FY 04 CARRYOVER	0.00	0.00	0.00	0.00	0.00	0.00	0.00	0.00
573-9204	TITLE V FY 2004	0.00	0.00	0.00	0.00	0.00	0.00	0.00	0.00
573-9205	TITLE V FY 2005	0.00	0.00	0.00	0.00	0.00	0.00	0.00	0.00
573-9206	TITLE V FY 2006	0.00	0.00	0.00	0.00	0.00	0.00	0.00	0.00
573-9207	TITLE V FY2007	0.00	0.00	0.00	0.00	0.00	0.00	0.00	0.00
573-9208	TITLE V FY2008	0.00	0.00	0.00	0.00	0.00	0.00	0.00	0.00
573-9209	TITLE V FY2009	0.00	0.00	0.00	0.00	0.00	0.00	0.00	0.00
573-9999	TITLE V INNOVATIVE EDUC PGM	0.00	0.00	0.00	0.00	0.00	0.00	0.00	0.00
584-9005	DRUG FREE GRANT FY 2004 CARRYOVER	0.00	0.00	0.00	0.00	0.00	0.00	0.00	0.00
584-9204	TITLE IV-A SAFE AND DRUG FREE SCHOOLS FY 2004	0.00	0.00	0.00	0.00	0.00	0.00	0.00	0.00
584-9205	DRUG FREE GRANT FY 2005	0.00	0.00	0.00	0.00	0.00	0.00	0.00	0.00
584-9206	DRUG FREE GRANT FY 2006	0.00	0.00	0.00	0.00	0.00	0.00	0.00	0.00
584-9207	SAFE AND DRUG FREE GRANT FY2007	0.00	0.00	0.00	0.00	0.00	0.00	0.00	0.00
584-9208	SAFE AND DRUG FREE FY2008	0.00	0.00	0.00	0.00	0.00	0.00	0.00	0.00
584-9209	SAFE AND DRUG FREE FY2009	0.00	0.00	0.00	0.00	0.00	0.00	0.00	0.00
584-9210	SAFE AND DRUG FREE FY2010	0.00	0.00	0.00	0.00	0.00	0.00	0.00	0.00
587-0000	IDEA PRESCHOOL-HANDICAPPED	0.00	0.00	0.00	0.00	0.00	0.00	0.00	0.00
587-9017	PRESCHOOL MONIES	0.00	0.00	0.00	0.00	0.00	0.00	0.00	0.00
587-9018	PRESCHOOL MONIES	0.00	0.00	0.00	0.00	0.00	0.00	0.00	0.00
587-9021	PRESCHOOL GRANT FOR THE 2019-2020 SCHOOL YEAR	0.00	0.00	0.00	0.00	0.00	0.00	0.00	0.00
587-9119	TITLE 6B RESTORATION MONEY	0.00	0.00	0.00	0.00	0.00	0.00	0.00	0.00
587-9120	RESTORATION GRANT 2019-2020	0.00	0.00	10.96	0.00	10.96	0.00	0.00	0.00
587-9206	IDEA FY 2006 DK CO FLOW-THRU	0.00	0.00	0.00	0.00	0.00	0.00	0.00	0.00
587-9207	IDEA PRESCHOOL FY2007 (FLOW-THRU)	0.00	0.00	0.00	0.00	0.00	0.00	0.00	0.00
587-9208	IDEA PRESCHOOL SPEC ED FY2008 FLOW THRU	0.00	0.00	0.00	0.00	0.00	0.00	0.00	0.00

## BRADFORD BOARD OF EDUCATION Cash Summary Report

Full Account Code	Description	Initial Cash	MTD Received	FYTD Received	MTD Expended	FYTD Expended	Fund Balance	Encumbrance	Unencumbered Balance
587-9209	IDEA PRESCHOOL SPEC ED FY2009 FLOWTHRU	\$ 0.00	\$ 0.00	\$ 0.00	\$ 0.00	\$ 0.00	\$ 0.00	\$ 0.00	\$ 0.00
587-9210	IDEA PRESCHOOL SPEC ED FY2010	0.00	0.00	0.00	0.00	0.00	0.00	0.00	0.00
587-9211	IDEA PRESCHOOL SPEC ED FY2011	0.00	0.00	0.00	0.00	0.00	0.00	0.00	0.00
587-9212	IDEA PRESCHOOL SPEC ED FY2012	0.00	0.00	0.00	0.00	0.00	0.00	0.00	0.00
587-9213	IDEA PRESCHOOL SPEC ED FY2013	0.00	0.00	0.00	0.00	0.00	0.00	0.00	0.00
587-9214	IDEA PRESCHOOL SPEC ED FY2013	0.00	0.00	0.00	0.00	0.00	0.00	0.00	0.00
587-9215	IDEA PRESCHOOL SPEC ED FY2015	0.00	0.00	0.00	0.00	0.00	0.00	0.00	0.00
587-9216	IDEA PRESCHOOL SPEC ED FY2016	0.00	0.00	0.00	0.00	0.00	0.00	0.00	0.00
587-9217	IDEA PRESCHOOL SPEC ED FY2017	0.00	0.00	0.00	0.00	0.00	0.00	0.00	0.00
587-932N	IDEA B FY2010 STIMULUS	0.00	0.00	0.00	0.00	0.00	0.00	0.00	0.00
587-932O	IDEA B FY2011 STIMULUS	0.00	0.00	0.00	0.00	0.00	0.00	0.00	0.00
587-9718	IDEA	0.00	0.00	0.00	0.00	0.00	0.00	0.00	0.00
587-9819	PRESCHOOL GRANT FOR 2018- 2019	0.00	0.00	0.00	0.00	0.00	0.00	0.00	0.00
587-9820	RESTORATION GRANT 2019- 2020	0.00	0.00	0.00	0.00	0.00	0.00	0.00	0.00
587-9920	PRESCHOOL GRANT FOR THE 2019-2020 SCHOOL YEAR	0.00	0.00	0.00	0.00	0.00	0.00	0.00	0.00
590-9005	IMPROVING TCHR QUALITY (FY 04 Carryover) FY05	0.00	0.00	0.00	0.00	0.00	0.00	0.00	0.00
590-9014	IMPROVING TEACHER QUALITY FY14	0.00	0.00	0.00	0.00	0.00	0.00	0.00	0.00
590-9021	TITLE IIA FOR THE 2018-2019 SCHOOL YEAR	0.00	4,488.51	11,994.66	0.00	0.00	11,994.66	0.00	11,994.66
590-9202	IMPROVING TEACHER QUALITY	0.00	0.00	0.00	0.00	0.00	0.00	0.00	0.00
590-9203	TITLE II-A FY 2003 IMPROVING TEACHER QUALITY	0.00	0.00	0.00	0.00	0.00	0.00	0.00	0.00
590-9204	IMPROVING TEACHER QUALITY FY 2004	0.00	0.00	0.00	0.00	0.00	0.00	0.00	0.00
590-9205	IMPROVING TCHR QUALITY FY 2005	0.00	0.00	0.00	0.00	0.00	0.00	0.00	0.00
590-9206	IMPROVING TCHR QUALITY FY 2006	0.00	0.00	0.00	0.00	0.00	0.00	0.00	0.00
590-9207	IMPROVING TEACHER QUALITY FY2007	0.00	0.00	0.00	0.00	0.00	0.00	0.00	0.00
590-9208	IMPROVING TEACHER QUALITY FY2008	0.00	0.00	0.00	0.00	0.00	0.00	0.00	0.00
590-9209	IMPROVING TEACHER QUALITY FY2009	0.00	0.00	0.00	0.00	0.00	0.00	0.00	0.00

## BRADFORD BOARD OF EDUCATION Cash Summary Report

Full Account Code	Description	Initial Cash	MTD Received	FYTD Received	MTD Expended	FYTD Expended	Fund Balance	Encumbrance	Unencumbered Balance
590-9210	IMPROVING TEACHER QUALITY FY2010	\$ 0.00	\$ 0.00	\$ 0.00	\$ 0.00	\$ 0.00	\$ 0.00	\$ 0.00	\$ 0.00
590-9211	IMPROVING TEACHER QUALITY FY2011	0.00	0.00	0.00	0.00	0.00	0.00	0.00	0.00
590-9212	IMPROVING TEACHER QUALITY FY2012	0.00	0.00	0.00	0.00	0.00	0.00	0.00	0.00
590-9213	IMPROVING TEACHER QUALITY FY2013	0.00	0.00	0.00	0.00	0.00	0.00	0.00	0.00
590-9214	IMPROVING TEACHER QUALITY FY2014	0.00	0.00	0.00	0.00	0.00	0.00	0.00	0.00
590-9215	IMPROVING TEACHER QUALITY FY2015	0.00	0.00	0.00	0.00	0.00	0.00	0.00	0.00
590-9216	IMPROVING TEACHER QUALITY FY2016	0.00	0.00	0.00	0.00	0.00	0.00	0.00	0.00
590-9217	IMPROVING TEACHER QUALITY FY2017	0.00	0.00	0.00	0.00	0.00	0.00	0.00	0.00
590-9218	IMPROVING TEACHER QUALITY FY18	0.00	0.00	0.00	0.00	0.00	0.00	0.00	0.00
590-9718	IMPROVING TEACHER QUALITY FY2018	0.00	0.00	0.00	0.00	0.00	0.00	0.00	0.00
590-9819	TITLE IIA FOR THE 2018-2019 SCHOOL YEAR	0.00	0.00	0.00	0.00	0.00	0.00	0.00	0.00
590-9920	TITLE IIA FOR THE 2018-2019 SCHOOL YEAR	0.00	0.00	0.00	0.00	0.00	0.00	0.00	0.00
599-0000	OTHER MISC FEDERAL GRANTS	96.11	0.00	41.91	0.00	0.00	138.02	0.00	138.02
599-9001	FEMA MISC FEDERAL GRANT	0.00	0.00	0.00	0.00	0.00	0.00	0.00	0.00
599-9002	Assistive Technology Infusion Project Rd#2	0.00	0.00	0.00	0.00	0.00	0.00	0.00	0.00
599-9003	ASSISTIVE TECH INFUSION PROJECT Rd#3	0.00	0.00	0.00	0.00	0.00	0.00	0.00	0.00
599-9004	ATIP ROUND #4	0.00	0.00	0.00	0.00	0.00	0.00	0.00	0.00
599-9006	NATIONAL ARCHERY IN SCHOOLS PROGRAM	0.00	0.00	0.00	0.00	0.00	0.00	0.00	0.00
599-9021	TITLE IV FOR THE 2019-2020 SCHOOL YEAR	0.00	1,109.94	18,609.94	0.00	8,609.94	10,000.00	0.00	10,000.00
599-9118	MISC. FED. GRANT	0.00	0.00	13.60	0.00	0.00	13.60	0.00	13.60
599-9119	MISC. FED. GRANT	0.00	0.00	0.00	0.00	0.00	0.00	0.00	0.00
599-9120	STRIVING READERS GRANT 2019-2020	6,029.08	0.00	43,294.09	0.00	14,827.05	34,496.12	24.64	34,471.48
599-9121	MISCELLANEOUS FED. GRANT FUND	0.00	22,059.96	96,851.48	16,471.09	49,855.49	46,995.99	0.00	46,995.99
599-9122	MISCELLANEOUS FED. GRANT FUND	0.00	0.00	0.00	0.00	0.00	0.00	0.00	0.00
599-9199	GRANT SMALL RURAL SCHOOL GRANTS	0.00	0.00	0.00	0.00	0.00	0.00	0.00	0.00
599-9200	MISCELLANEOUS FED. GRANT FUND	0.00	0.00	0.00	0.00	0.00	0.00	0.00	0.00
599-9201	MISCELLANEOUS FED. GRANT	0.00	0.00	0.00	0.00	0.00	0.00	0.00	0.00

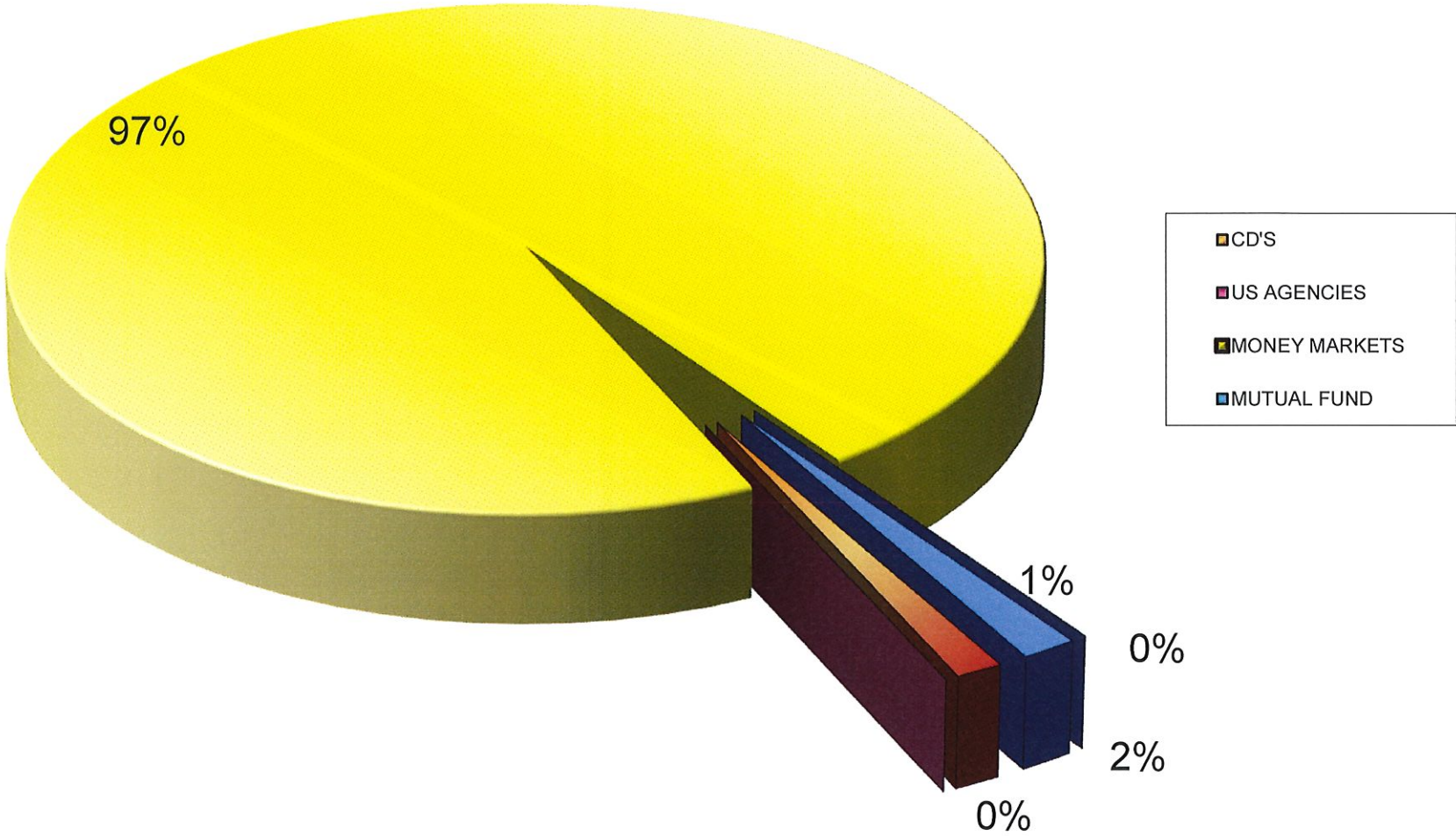
## BRADFORD BOARD OF EDUCATION Cash Summary Report

Full Account Code	Description	Initial Cash	MTD Received	FYTD Received	MTD Expended	FYTD Expended	Fund Balance	Encumbrance	Unencumbered Balance
	FUND								
599-9203	TITLE II-D TECHNOLOGY	\$ 0.00	\$ 0.00	\$ 0.00	\$ 0.00	\$ 0.00	\$ 0.00	\$ 0.00	\$ 0.00
599-9204	TITLE II-D FY 2004 TECHNOLOGY	0.00	0.00	0.00	0.00	0.00	0.00	0.00	0.00
599-9205	TITLE II-D FY 2005	0.00	0.00	0.00	0.00	0.00	0.00	0.00	0.00
599-9206	TITLE II-D FY 2006	0.00	0.00	0.00	0.00	0.00	0.00	0.00	0.00
599-9207	TITLE II-D FY2007	0.00	0.00	0.00	0.00	0.00	0.00	0.00	0.00
599-9208	TITLE II-D FY2008	0.00	0.00	0.00	0.00	0.00	0.00	0.00	0.00
599-9209	TITLE II-D FY2009	0.00	0.00	0.00	0.00	0.00	0.00	0.00	0.00
599-9210	TITLE II-D FY2010	0.00	0.00	0.00	0.00	0.00	0.00	0.00	0.00
599-9221	MISCELLANEOUS FED. GRANT FUND	0.00	0.00	40,000.00	12,765.51	23,246.94	16,753.06	82.74	16,670.32
599-9718	MISC. FED. GRANT	0.00	0.00	0.00	0.00	0.00	0.00	0.00	0.00
599-9819	TITLE IV FOR THE 2018-2019 SCHOOL YEAR	0.00	0.00	0.00	0.00	0.00	0.00	0.00	0.00
599-9820	REAP GRANT 2019-2020	0.00	0.00	0.00	0.00	0.00	0.00	0.00	0.00
599-9821	MISCELLANEOUS FED. GRANT FUND	0.00	0.00	20,000.00	0.00	0.00	20,000.00	0.00	20,000.00
599-9905	REAP FEDERAL GRANT FY 2005	0.00	0.00	0.00	0.00	0.00	0.00	0.00	0.00
599-9907	REAP GRANT 2006 (FY2007	0.00	0.00	0.00	0.00	0.00	0.00	0.00	0.00
599-9908	REAP 2007 (FY2008) FEDERAL GRANT	0.00	0.00	0.00	0.00	0.00	0.00	0.00	0.00
599-9909	REAP FY2009 FEDERAL GRANT	0.00	0.00	0.00	0.00	0.00	0.00	0.00	0.00
599-9910	REAP FY2010	0.00	0.00	0.00	0.00	0.00	0.00	0.00	0.00
599-9911	REAP FY2011	0.00	0.00	0.00	0.00	0.00	0.00	0.00	0.00
599-9912	REAP FY2012	0.00	0.00	0.00	0.00	0.00	0.00	0.00	0.00
599-9913	REAP FY2013	0.00	0.00	0.00	0.00	0.00	0.00	0.00	0.00
599-9914	REAP FY2014	0.00	0.00	0.00	0.00	0.00	0.00	0.00	0.00
599-9915	REAP FY2105	0.00	0.00	0.00	0.00	0.00	0.00	0.00	0.00
599-9916	REAP FY2016	0.00	0.00	0.00	0.00	0.00	0.00	0.00	0.00
599-9917	REAP FY2017	0.00	0.00	0.00	0.00	0.00	0.00	0.00	0.00
599-9918	REAP FY2018	0.00	0.00	0.00	0.00	0.00	0.00	0.00	0.00
599-9920	TITLE IV FOR THE 2019-2020 SCHOOL YEAR	0.00	0.00	0.00	0.00	0.00	0.00	0.00	0.00
<b>Grand Total</b>		<b>\$ 8,946,774.45</b>	<b>\$ 828,801.49</b>	<b>\$ 5,492,300.22</b>	<b>\$ 724,918.13</b>	<b>\$ 5,441,626.59</b>	<b>\$ 8,997,448.08</b>	<b>\$ 1,064,528.19</b>	<b>\$ 7,932,919.89</b>





# INVESTMENT JANUARY 2021



Gross Depository Balances:  
COVINGTON SAVINGS & LOAN \$229,015.65  
COVINGTON SAVINGS & LOAN-ATHLETIC \$21,798.53  
ACCOUNT8  
GREENVILLE NATIONAL BANK \$31,758.72  
STAR OHIO \$3,964,752.17  
STAR OHIO PLUS \$2,568,093.41  
SECOND NATIONAL BANK \$2,193,432.42  

---

Total Depository Balances (Gross) \$9,008,850.90

Adjustments to Bank Balance:  
Cash in Transit to Bank \$0.00  
Outstanding Checks (\$114,854.38)  
Adjustments:  
OUTSTANDING CHECKS-COVINGTON (\$84,095.66)  
SAVINGS & LOAN  
OUTSTANDING CHECKS-GREENVILLE (\$30,758.72)  
NATIONAL BANK  
offset to outstanding checks listed null \$114,854.38  
NORTHTRIDGE EXPENSE BOOKS AND (\$21,548.44)  
REDEPOSITED FOR DISBURSEMENT  

---

Total Adjustments to Bank Balance (\$136,402.82)

Investments:  
Treasury Bonds and Notes \$0.00  
Certificate of Deposits \$0.00  
Other Securities \$0.00  
Other Investments:  
CERTIFICATES OF DEPOSITS-DUE ON \$125,000.00  
04/29/2021  

---

Total Investments \$125,000.00

Cash on Hand:  
Petty Cash:  
Change Cash: \$0.00  
Cash with Fiscal Agent  


---

Total Cash on Hand \$0.00

Total Balances \$8,997,448.08

Total Fund Balance \$8,997,448.08

Depository Clearance Accounts:  
Total Clearance Account Balances \$0.00

  
2/1/2021

## BRADFORD BOARD OF EDUCATION Spending Plan Comparison

	FYTD	July	August	September	October	November	December	January	February	March	April	May	June
<b>Forecast Line#:</b>	<b>01.010 General Property (Real Estate)</b>												
Est	\$ 0.00	\$ 0.00	\$ 0.00	\$ 0.00	\$ 0.00	\$ 0.00	\$ 0.00	\$ 0.00	\$ 0.00	\$ 0.00	\$ 0.00	\$ 0.00	\$ 0.00
Act	401,253.98	135,000.00	266,253.98	0.00	0.00	0.00	0.00	0.00	0.00	0.00	0.00	0.00	0.00
Diff	401,253.98	135,000.00	266,253.98	0.00	0.00	0.00	0.00	0.00	0.00	0.00	0.00	0.00	0.00
<b>Forecast Line#:</b>	<b>01.020 Tangible Personal Property Tax</b>												
Est	0.00	0.00	0.00	0.00	0.00	0.00	0.00	0.00	0.00	0.00	0.00	0.00	0.00
Act	25,259.92	0.00	25,259.92	0.00	0.00	0.00	0.00	0.00	0.00	0.00	0.00	0.00	0.00
Diff	25,259.92	0.00	25,259.92	0.00	0.00	0.00	0.00	0.00	0.00	0.00	0.00	0.00	0.00
<b>Forecast Line#:</b>	<b>01.030 Income Tax</b>												
Est	0.00	0.00	0.00	0.00	0.00	0.00	0.00	0.00	0.00	0.00	0.00	0.00	0.00
Act	934,971.43	311,247.60	0.00	0.00	337,953.14	0.00	0.00	285,770.69	0.00	0.00	0.00	0.00	0.00
Diff	934,971.43	311,247.60	0.00	0.00	337,953.14	0.00	0.00	285,770.69	0.00	0.00	0.00	0.00	0.00
<b>Forecast Line#:</b>	<b>01.035 Unrestricted Grants-in-Aid</b>												
Est	0.00	0.00	0.00	0.00	0.00	0.00	0.00	0.00	0.00	0.00	0.00	0.00	0.00
Act	2,417,581.79	338,950.76	346,097.56	345,175.58	338,949.25	343,825.30	348,704.23	355,879.11	0.00	0.00	0.00	0.00	0.00
Diff	2,417,581.79	338,950.76	346,097.56	345,175.58	338,949.25	343,825.30	348,704.23	355,879.11	0.00	0.00	0.00	0.00	0.00
<b>Forecast Line#:</b>	<b>01.040 Restricted Grants-in-Aid</b>												
Est	0.00	0.00	0.00	0.00	0.00	0.00	0.00	0.00	0.00	0.00	0.00	0.00	0.00
Act	23,535.98	3,362.14	3,362.14	3,362.34	3,362.34	3,362.34	3,362.34	3,362.34	0.00	0.00	0.00	0.00	0.00
Diff	23,535.98	3,362.14	3,362.14	3,362.34	3,362.34	3,362.34	3,362.34	3,362.34	0.00	0.00	0.00	0.00	0.00
<b>Forecast Line#:</b>	<b>01.045 Restricted Federal Grants-in-Aid - SFSF</b>												
Est	0.00	0.00	0.00	0.00	0.00	0.00	0.00	0.00	0.00	0.00	0.00	0.00	0.00
Act	0.00	0.00	0.00	0.00	0.00	0.00	0.00	0.00	0.00	0.00	0.00	0.00	0.00
Diff	0.00	0.00	0.00	0.00	0.00	0.00	0.00	0.00	0.00	0.00	0.00	0.00	0.00
<b>Forecast Line#:</b>	<b>01.050 Property Tax Allocation</b>												
Est	0.00	0.00	0.00	0.00	0.00	0.00	0.00	0.00	0.00	0.00	0.00	0.00	0.00
Act	80,006.46	0.00	0.00	79,989.47	16.99	0.00	0.00	0.00	0.00	0.00	0.00	0.00	0.00
Diff	80,006.46	0.00	0.00	79,989.47	16.99	0.00	0.00	0.00	0.00	0.00	0.00	0.00	0.00
<b>Forecast Line#:</b>	<b>01.060 All Other Operating Revenue</b>												
Est	0.00	0.00	0.00	0.00	0.00	0.00	0.00	0.00	0.00	0.00	0.00	0.00	0.00
Act	276,948.38	35,647.89	43,193.68	53,085.77	33,723.70	42,569.46	33,616.84	35,111.04	0.00	0.00	0.00	0.00	0.00
Diff	276,948.38	35,647.89	43,193.68	53,085.77	33,723.70	42,569.46	33,616.84	35,111.04	0.00	0.00	0.00	0.00	0.00
<b>Forecast Line#:</b>	<b>01.070 Total Revenue</b>												
Est	0.00	0.00	0.00	0.00	0.00	0.00	0.00	0.00	0.00	0.00	0.00	0.00	0.00
Act	4,159,557.94	824,208.39	684,167.28	481,613.16	714,005.42	389,757.10	385,683.41	680,123.18	0.00	0.00	0.00	0.00	0.00
Diff	4,159,557.94	824,208.39	684,167.28	481,613.16	714,005.42	389,757.10	385,683.41	680,123.18	0.00	0.00	0.00	0.00	0.00
<b>Forecast Line#:</b>	<b>02.010 Proceeds from Sale of Notes</b>												
Est	0.00	0.00	0.00	0.00	0.00	0.00	0.00	0.00	0.00	0.00	0.00	0.00	0.00
Act	0.00	0.00	0.00	0.00	0.00	0.00	0.00	0.00	0.00	0.00	0.00	0.00	0.00
Diff	0.00	0.00	0.00	0.00	0.00	0.00	0.00	0.00	0.00	0.00	0.00	0.00	0.00
<b>Forecast Line#:</b>	<b>02.020 State Emergency Loans &amp; Advancements (Approved)</b>												
Est	0.00	0.00	0.00	0.00	0.00	0.00	0.00	0.00	0.00	0.00	0.00	0.00	0.00

## BRADFORD BOARD OF EDUCATION SpendingPlanComparison

	FYTD	July	August	September	October	November	December	January	February	March	April	May	June
Act	\$ 0.00	\$ 0.00	\$ 0.00	\$ 0.00	\$ 0.00	\$ 0.00	\$ 0.00	\$ 0.00	\$ 0.00	\$ 0.00	\$ 0.00	\$ 0.00	\$ 0.00
Diff	0.00	0.00	0.00	0.00	0.00	0.00	0.00	0.00	0.00	0.00	0.00	0.00	0.00
<b>Forecast Line#:</b>	<b>02.040 Operating Transfers-In</b>												
Est	0.00	0.00	0.00	0.00	0.00	0.00	0.00	0.00	0.00	0.00	0.00	0.00	0.00
Act	0.00	0.00	0.00	0.00	0.00	0.00	0.00	0.00	0.00	0.00	0.00	0.00	0.00
Diff	0.00	0.00	0.00	0.00	0.00	0.00	0.00	0.00	0.00	0.00	0.00	0.00	0.00
<b>Forecast Line#:</b>	<b>02.050 Advances-In</b>												
Est	0.00	0.00	0.00	0.00	0.00	0.00	0.00	0.00	0.00	0.00	0.00	0.00	0.00
Act	20,010.96	0.00	10.96	20,000.00	0.00	0.00	0.00	0.00	0.00	0.00	0.00	0.00	0.00
Diff	20,010.96	0.00	10.96	20,000.00	0.00	0.00	0.00	0.00	0.00	0.00	0.00	0.00	0.00
<b>Forecast Line#:</b>	<b>02.060 All Other Financial Sources</b>												
Est	0.00	0.00	0.00	0.00	0.00	0.00	0.00	0.00	0.00	0.00	0.00	0.00	0.00
Act	88,089.73	10,303.90	0.00	24,998.36	1,953.00	10,385.31	40,449.16	0.00	0.00	0.00	0.00	0.00	0.00
Diff	88,089.73	10,303.90	0.00	24,998.36	1,953.00	10,385.31	40,449.16	0.00	0.00	0.00	0.00	0.00	0.00
<b>Forecast Line#:</b>	<b>02.070 Total Other Financing Sources</b>												
Est	0.00	0.00	0.00	0.00	0.00	0.00	0.00	0.00	0.00	0.00	0.00	0.00	0.00
Act	108,100.69	10,303.90	10.96	44,998.36	1,953.00	10,385.31	40,449.16	0.00	0.00	0.00	0.00	0.00	0.00
Diff	108,100.69	10,303.90	10.96	44,998.36	1,953.00	10,385.31	40,449.16	0.00	0.00	0.00	0.00	0.00	0.00
<b>Forecast Line#:</b>	<b>02.080 Total Revenues and Other Financing Sources</b>												
Est	0.00	0.00	0.00	0.00	0.00	0.00	0.00	0.00	0.00	0.00	0.00	0.00	0.00
Act	4,267,658.63	834,512.29	684,178.24	526,611.52	715,958.42	400,142.41	426,132.57	680,123.18	0.00	0.00	0.00	0.00	0.00
Diff	4,267,658.63	834,512.29	684,178.24	526,611.52	715,958.42	400,142.41	426,132.57	680,123.18	0.00	0.00	0.00	0.00	0.00
<b>Forecast Line#:</b>	<b>03.010 Personal Services</b>												
Est	0.00	0.00	0.00	0.00	0.00	0.00	0.00	0.00	0.00	0.00	0.00	0.00	0.00
Act	2,078,379.67	272,429.77	284,343.43	271,072.88	399,015.38	285,844.17	299,980.16	265,693.88	0.00	0.00	0.00	0.00	0.00
Diff	2,078,379.67	272,429.77	284,343.43	271,072.88	399,015.38	285,844.17	299,980.16	265,693.88	0.00	0.00	0.00	0.00	0.00
<b>Forecast Line#:</b>	<b>03.020 Employees' Retirement/Insurance Benefits</b>												
Est	0.00	0.00	0.00	0.00	0.00	0.00	0.00	0.00	0.00	0.00	0.00	0.00	0.00
Act	854,999.98	114,366.70	129,524.17	118,003.15	116,380.55	117,675.93	120,507.24	138,542.24	0.00	0.00	0.00	0.00	0.00
Diff	854,999.98	114,366.70	129,524.17	118,003.15	116,380.55	117,675.93	120,507.24	138,542.24	0.00	0.00	0.00	0.00	0.00
<b>Forecast Line#:</b>	<b>03.030 Purchased Services</b>												
Est	0.00	0.00	0.00	0.00	0.00	0.00	0.00	0.00	0.00	0.00	0.00	0.00	0.00
Act	771,988.84	88,452.83	86,372.67	128,504.27	92,689.20	116,493.07	137,662.62	121,814.18	0.00	0.00	0.00	0.00	0.00
Diff	771,988.84	88,452.83	86,372.67	128,504.27	92,689.20	116,493.07	137,662.62	121,814.18	0.00	0.00	0.00	0.00	0.00
<b>Forecast Line#:</b>	<b>03.040 Supplies and Materials</b>												
Est	0.00	0.00	0.00	0.00	0.00	0.00	0.00	0.00	0.00	0.00	0.00	0.00	0.00
Act	95,043.40	2,146.91	52,969.88	24,126.66	(4,787.92)	8,979.35	8,602.38	3,006.14	0.00	0.00	0.00	0.00	0.00
Diff	95,043.40	2,146.91	52,969.88	24,126.66	(4,787.92)	8,979.35	8,602.38	3,006.14	0.00	0.00	0.00	0.00	0.00
<b>Forecast Line#:</b>	<b>03.050 Capital Outlay</b>												
Est	0.00	0.00	0.00	0.00	0.00	0.00	0.00	0.00	0.00	0.00	0.00	0.00	0.00
Act	243,140.40	0.00	100,762.49	26,807.27	(124.00)	475.53	17,650.08	97,569.03	0.00	0.00	0.00	0.00	0.00
Diff	243,140.40	0.00	100,762.49	26,807.27	(124.00)	475.53	17,650.08	97,569.03	0.00	0.00	0.00	0.00	0.00

## BRADFORD BOARD OF EDUCATION SpendingPlanComparison

	FYTD	July	August	September	October	November	December	January	February	March	April	May	June
<b>Forecast Line#:</b>	<b>03.060 Intergovernmental</b>												
Est	\$ 0.00	\$ 0.00	\$ 0.00	\$ 0.00	\$ 0.00	\$ 0.00	\$ 0.00	\$ 0.00	\$ 0.00	\$ 0.00	\$ 0.00	\$ 0.00	\$ 0.00
Act	0.00	0.00	0.00	0.00	0.00	0.00	0.00	0.00	0.00	0.00	0.00	0.00	0.00
Diff	0.00	0.00	0.00	0.00	0.00	0.00	0.00	0.00	0.00	0.00	0.00	0.00	0.00
<b>Forecast Line#:</b>	<b>04.010 Debt Service: All Principal (Historical)</b>												
Est	0.00	0.00	0.00	0.00	0.00	0.00	0.00	0.00	0.00	0.00	0.00	0.00	0.00
Act	0.00	0.00	0.00	0.00	0.00	0.00	0.00	0.00	0.00	0.00	0.00	0.00	0.00
Diff	0.00	0.00	0.00	0.00	0.00	0.00	0.00	0.00	0.00	0.00	0.00	0.00	0.00
<b>Forecast Line#:</b>	<b>04.020 Debt Service: Principal-Notes</b>												
Est	0.00	0.00	0.00	0.00	0.00	0.00	0.00	0.00	0.00	0.00	0.00	0.00	0.00
Act	0.00	0.00	0.00	0.00	0.00	0.00	0.00	0.00	0.00	0.00	0.00	0.00	0.00
Diff	0.00	0.00	0.00	0.00	0.00	0.00	0.00	0.00	0.00	0.00	0.00	0.00	0.00
<b>Forecast Line#:</b>	<b>04.030 Debt Service: Principal - State Loans</b>												
Est	0.00	0.00	0.00	0.00	0.00	0.00	0.00	0.00	0.00	0.00	0.00	0.00	0.00
Act	0.00	0.00	0.00	0.00	0.00	0.00	0.00	0.00	0.00	0.00	0.00	0.00	0.00
Diff	0.00	0.00	0.00	0.00	0.00	0.00	0.00	0.00	0.00	0.00	0.00	0.00	0.00
<b>Forecast Line#:</b>	<b>04.040 Debt Service: Principal - State Advancements</b>												
Est	0.00	0.00	0.00	0.00	0.00	0.00	0.00	0.00	0.00	0.00	0.00	0.00	0.00
Act	0.00	0.00	0.00	0.00	0.00	0.00	0.00	0.00	0.00	0.00	0.00	0.00	0.00
Diff	0.00	0.00	0.00	0.00	0.00	0.00	0.00	0.00	0.00	0.00	0.00	0.00	0.00
<b>Forecast Line#:</b>	<b>04.050 Debt Service: Principal - HB 264 Loans</b>												
Est	0.00	0.00	0.00	0.00	0.00	0.00	0.00	0.00	0.00	0.00	0.00	0.00	0.00
Act	0.00	0.00	0.00	0.00	0.00	0.00	0.00	0.00	0.00	0.00	0.00	0.00	0.00
Diff	0.00	0.00	0.00	0.00	0.00	0.00	0.00	0.00	0.00	0.00	0.00	0.00	0.00
<b>Forecast Line#:</b>	<b>04.055 Debt Service: Principal - Other</b>												
Est	0.00	0.00	0.00	0.00	0.00	0.00	0.00	0.00	0.00	0.00	0.00	0.00	0.00
Act	0.00	0.00	0.00	0.00	0.00	0.00	0.00	0.00	0.00	0.00	0.00	0.00	0.00
Diff	0.00	0.00	0.00	0.00	0.00	0.00	0.00	0.00	0.00	0.00	0.00	0.00	0.00
<b>Forecast Line#:</b>	<b>04.060 Debt Service: Interest and Fiscal Charges</b>												
Est	0.00	0.00	0.00	0.00	0.00	0.00	0.00	0.00	0.00	0.00	0.00	0.00	0.00
Act	0.00	0.00	0.00	0.00	0.00	0.00	0.00	0.00	0.00	0.00	0.00	0.00	0.00
Diff	0.00	0.00	0.00	0.00	0.00	0.00	0.00	0.00	0.00	0.00	0.00	0.00	0.00
<b>Forecast Line#:</b>	<b>04.300 Other Objects</b>												
Est	0.00	0.00	0.00	0.00	0.00	0.00	0.00	0.00	0.00	0.00	0.00	0.00	0.00
Act	73,385.66	25,700.73	15,644.02	2,772.98	7,086.40	6,767.10	6,781.99	8,632.44	0.00	0.00	0.00	0.00	0.00
Diff	73,385.66	25,700.73	15,644.02	2,772.98	7,086.40	6,767.10	6,781.99	8,632.44	0.00	0.00	0.00	0.00	0.00
<b>Forecast Line#:</b>	<b>04.500 Total Expenditures</b>												
Est	0.00	0.00	0.00	0.00	0.00	0.00	0.00	0.00	0.00	0.00	0.00	0.00	0.00
Act	4,116,937.95	503,096.94	669,616.66	571,287.21	610,259.61	536,235.15	591,184.47	635,257.91	0.00	0.00	0.00	0.00	0.00
Diff	4,116,937.95	503,096.94	669,616.66	571,287.21	610,259.61	536,235.15	591,184.47	635,257.91	0.00	0.00	0.00	0.00	0.00
<b>Forecast Line#:</b>	<b>05.010 Operational Transfers - Out</b>												
Est	0.00	0.00	0.00	0.00	0.00	0.00	0.00	0.00	0.00	0.00	0.00	0.00	0.00

## BRADFORD BOARD OF EDUCATION Spending Plan Comparison

	FYTD	July	August	September	October	November	December	January	February	March	April	May	June
Act	\$ 20,000.00	\$ 0.00	\$ 20,000.00	\$ 0.00	\$ 0.00	\$ 0.00	\$ 0.00	\$ 0.00	\$ 0.00	\$ 0.00	\$ 0.00	\$ 0.00	\$ 0.00
Diff	20,000.00	0.00	20,000.00	0.00	0.00	0.00	0.00	0.00	0.00	0.00	0.00	0.00	0.00
<b>Forecast Line#:</b>	<b>05.020 Advances - Out</b>												
Est	0.00	0.00	0.00	0.00	0.00	0.00	0.00	0.00	0.00	0.00	0.00	0.00	0.00
Act	526,193.60	236,881.26	20,000.00	123,563.46	135,748.88	10,000.00	0.00	0.00	0.00	0.00	0.00	0.00	0.00
Diff	526,193.60	236,881.26	20,000.00	123,563.46	135,748.88	10,000.00	0.00	0.00	0.00	0.00	0.00	0.00	0.00
<b>Forecast Line#:</b>	<b>05.030 All Other Financing Uses</b>												
Est	0.00	0.00	0.00	0.00	0.00	0.00	0.00	0.00	0.00	0.00	0.00	0.00	0.00
Act	0.00	0.00	0.00	0.00	0.00	0.00	0.00	0.00	0.00	0.00	0.00	0.00	0.00
Diff	0.00	0.00	0.00	0.00	0.00	0.00	0.00	0.00	0.00	0.00	0.00	0.00	0.00
<b>Forecast Line#:</b>	<b>05.040 Total Other Financing Uses</b>												
Est	0.00	0.00	0.00	0.00	0.00	0.00	0.00	0.00	0.00	0.00	0.00	0.00	0.00
Act	546,193.60	236,881.26	40,000.00	123,563.46	135,748.88	10,000.00	0.00	0.00	0.00	0.00	0.00	0.00	0.00
Diff	546,193.60	236,881.26	40,000.00	123,563.46	135,748.88	10,000.00	0.00	0.00	0.00	0.00	0.00	0.00	0.00
<b>Forecast Line#:</b>	<b>05.050 Total Expenditure and Other Financing Uses</b>												
Est	0.00	0.00	0.00	0.00	0.00	0.00	0.00	0.00	0.00	0.00	0.00	0.00	0.00
Act	4,663,131.55	739,978.20	709,616.66	694,850.67	746,008.49	546,235.15	591,184.47	635,257.91	0.00	0.00	0.00	0.00	0.00
Diff	4,663,131.55	739,978.20	709,616.66	694,850.67	746,008.49	546,235.15	591,184.47	635,257.91	0.00	0.00	0.00	0.00	0.00
<b>Forecast Line#:</b>	<b>06.010 Excess Rev &amp; Oth Financing Sources over(under) Exp &amp; Oth F</b>												
Est	0.00	0.00	0.00	0.00	0.00	0.00	0.00	0.00	0.00	0.00	0.00	0.00	0.00
Act	(395,472.92)	94,534.09	(25,438.42)	(168,239.15)	(30,050.07)	(146,092.74)	(165,051.90)	44,865.27	0.00	0.00	0.00	0.00	0.00
Diff	(395,472.92)	94,534.09	(25,438.42)	(168,239.15)	(30,050.07)	(146,092.74)	(165,051.90)	44,865.27	0.00	0.00	0.00	0.00	0.00
<b>Forecast Line#:</b>	<b>07.010 Cash Balance-July1 -Excluding Proposed Renew/Replace &amp; New</b>												
Est	0.00	0.00	0.00	0.00	0.00	0.00	0.00	0.00	0.00	0.00	0.00	0.00	0.00
Act	7,355,961.72	7,355,961.72	7,450,495.81	7,425,057.39	7,256,818.24	7,226,768.17	7,080,675.43	6,915,623.53	0.00	0.00	0.00	0.00	0.00
Diff	7,355,961.72	7,355,961.72	7,450,495.81	7,425,057.39	7,256,818.24	7,226,768.17	7,080,675.43	6,915,623.53	0.00	0.00	0.00	0.00	0.00
<b>Forecast Line#:</b>	<b>07.020 Cash Balance June 30</b>												
Est	0.00	0.00	0.00	0.00	0.00	0.00	0.00	0.00	0.00	0.00	0.00	0.00	0.00
Act	6,960,488.80	7,450,495.81	7,425,057.39	7,256,818.24	7,226,768.17	7,080,675.43	6,915,623.53	6,960,488.80	0.00	0.00	0.00	0.00	0.00
Diff	6,960,488.80	7,450,495.81	7,425,057.39	7,256,818.24	7,226,768.17	7,080,675.43	6,915,623.53	6,960,488.80	0.00	0.00	0.00	0.00	0.00
<b>Forecast Line#:</b>	<b>08.010 Estimated Encumbrances June 30</b>												
Est	0.00	0.00	0.00	0.00	0.00	0.00	0.00	0.00	0.00	0.00	0.00	0.00	0.00
Act	891,601.41	1,473,143.24	1,294,759.95	1,174,333.13	1,126,747.67	1,060,281.38	1,081,106.29	891,601.41	0.00	0.00	0.00	0.00	0.00
Diff	891,601.41	1,473,143.24	1,294,759.95	1,174,333.13	1,126,747.67	1,060,281.38	1,081,106.29	891,601.41	0.00	0.00	0.00	0.00	0.00

## BRADFORD BOARD OF EDUCATION Spending Plan Summary

ODE Line Number	Monthly Estimate	Monthly Actual	Monthly Difference	FYTD Estimate	FYTD Actual	FYTD Difference
01.010 General Property (Real Estate)	\$ 0.00	\$ 0.00	\$ 0.00	\$ 0.00	\$ 401,253.98	\$ 401,253.98
01.020 Tangible Personal Property Tax	0.00	0.00	0.00	0.00	25,259.92	25,259.92
01.030 Income Tax	0.00	0.00	0.00	0.00	649,200.74	649,200.74
01.035 Unrestricted Grants-in-Aid	0.00	348,704.23	348,704.23	0.00	2,061,702.68	2,061,702.68
01.040 Restricted Grants-in-Aid	0.00	3,362.34	3,362.34	0.00	20,173.64	20,173.64
01.045 Restricted Federal Grants-in-Aid - SFSF	0.00	0.00	0.00	0.00	0.00	0.00
01.050 Property Tax Allocation	0.00	0.00	0.00	0.00	80,006.46	80,006.46
01.060 All Other Operating Revenue	0.00	33,616.84	33,616.84	0.00	241,837.34	241,837.34
01.070 Total Revenue	0.00	385,683.41	385,683.41	0.00	3,479,434.76	3,479,434.76
02.010 Proceeds from Sale of Notes	0.00	0.00	0.00	0.00	0.00	0.00
02.020 State Emergency Loans & Advancements (Approved)	0.00	0.00	0.00	0.00	0.00	0.00
02.040 Operating Transfers-In	0.00	0.00	0.00	0.00	0.00	0.00
02.050 Advances-In	0.00	0.00	0.00	0.00	20,010.96	20,010.96
02.060 All Other Financial Sources	0.00	40,449.16	40,449.16	0.00	88,089.73	88,089.73
02.070 Total Other Financing Sources	0.00	40,449.16	40,449.16	0.00	108,100.69	108,100.69
02.080 Total Revenues and Other Financing Sources	0.00	426,132.57	426,132.57	0.00	3,587,535.45	3,587,535.45
03.010 Personal Services	0.00	299,980.16	299,980.16	0.00	1,812,685.79	1,812,685.79
03.020 Employees' Retirement/Insurance Benefits	0.00	120,507.24	120,507.24	0.00	716,457.74	716,457.74
03.030 Purchased Services	0.00	137,662.62	137,662.62	0.00	650,174.66	650,174.66
03.040 Supplies and Materials	0.00	8,602.38	8,602.38	0.00	92,037.26	92,037.26
03.050 Capital Outlay	0.00	17,650.08	17,650.08	0.00	145,571.37	145,571.37
03.060 Intergovernmental	0.00	0.00	0.00	0.00	0.00	0.00
04.010 Debt Service: All Principal (Historical)	0.00	0.00	0.00	0.00	0.00	0.00
04.020 Debt Service: Principal-Notes	0.00	0.00	0.00	0.00	0.00	0.00
04.030 Debt Service: Principal - State Loans	0.00	0.00	0.00	0.00	0.00	0.00
04.040 Debt Service: Principal - State Advancements	0.00	0.00	0.00	0.00	0.00	0.00
04.050 Debt Service: Principal - HB 264 Loans	0.00	0.00	0.00	0.00	0.00	0.00
04.055 Debt Service: Principal - Other	0.00	0.00	0.00	0.00	0.00	0.00
04.060 Debt Service: Interest and Fiscal Charges	0.00	0.00	0.00	0.00	0.00	0.00
04.300 Other Objects	0.00	6,781.99	6,781.99	0.00	64,753.22	64,753.22
04.500 Total Expenditures	0.00	591,184.47	591,184.47	0.00	3,481,680.04	3,481,680.04
05.010 Operational Transfers - Out	0.00	0.00	0.00	0.00	20,000.00	20,000.00
05.020 Advances - Out	0.00	0.00	0.00	0.00	526,193.60	526,193.60
05.030 All Other Financing Uses	0.00	0.00	0.00	0.00	0.00	0.00
05.040 Total Other Financing Uses	0.00	0.00	0.00	0.00	546,193.60	546,193.60
05.050 Total Expenditure and Other Financing Uses	0.00	591,184.47	591,184.47	0.00	4,027,873.64	4,027,873.64
06.010 Excess Rev & Oth Financing Sources over(under) Exp & Oth F	0.00	(165,051.90)	(165,051.90)	0.00	(440,338.19)	(440,338.19)
07.010 Cash Balance-July1 -Excluding Proposed Renew/Replace & New	0.00	7,080,675.43	7,080,675.43	0.00	7,355,961.72	7,355,961.72
07.020 Cash Balance June 30	0.00	6,915,623.53	6,915,623.53	0.00	6,915,623.53	6,915,623.53
08.010 Estimated Encumbrances June 30	0.00	1,081,106.29	1,081,106.29	0.00	1,081,106.29	1,081,106.29



Start Date: 01/01/2021

End Date: 01/31/2021

## BRADFORD BOARD OF EDUCATION Receipt Listing

Date	Receipt #	Line Number	Type	Description	Amount
<b>Date:</b>	<b>1/1/2021</b>				
<b>Receipt #:</b>	<b>996639</b>				
1/1/2021	996639	1 RC		Bryant Andrew Byers Scholarship# 2052 Shindig Travel Services Ltd	\$ (100.00)
					<b>\$ (100.00)</b>
<b>Receipt #:</b>	<b>996640</b>				
	996640	1 RC		Bryant Andrew Byers Scholarship# 2052 Shindig Travel Services Ltd	100.00
					<b>\$ 100.00</b>
					<b>\$ 0.00</b>
<b>Date:</b>	<b>1/2/2021</b>				
<b>Receipt #:</b>	<b>996641</b>				
1/2/2021	996641	1 RC		HSGBK vs Eaton	348.00
					<b>\$ 348.00</b>
<b>Receipt #:</b>	<b>996650</b>				
	996650	1 RC		Received on Acct-Lunch Payment	20.00
		2 RC		Chrome Book repair	0.00
		3 RC		14-15 Fees	0.00
		4 RC		18-19 Fees	0.00
		5 RC		15-16 Fees	0.00
		6 RC		19-20 Fees	0.00
		7 RC		20-21 Fees	0.00
		9 RC		AFNR 8 18-19	0.00
		10 RC		Art 6 2017-2018	0.00
		11 RC		Art 1 2019-2020	0.00
		12 RC		Art 2 -2019-2020	0.00
		13 RC		Art 6 2019-2020	0.00
		14 RC		Art 7 2020-2021	0.00
		15 RC		Art 7 2019-2020	0.00
		16 RC		Animal/Plant Science 19-20	0.00
		17 RC		Biology 19-20	0.00
		18 RC		Biology 20-21	0.00
		19 RC		CP Chemistry 19-20	0.00
		20 RC		Preengineering 19-20	0.00
		21 RC		Physical Science 19-20	0.00
		22 RC		Career Connections 7 20-21	0.00
		23 RC		Career Connections 7 19-20	0.00
		24 RC		Financial Mgmt Class Fees	0.00
		25 RC		General Fee 20-21	0.00
		26 RC		General Fee 18-19	0.00

Start Date: 01/01/2021

End Date: 01/31/2021

## BRADFORD BOARD OF EDUCATION Receipt Listing

Date	Receipt #	Line Number	Type	Description	Amount
		27 RC		General Fee 19-20	\$ 0.00
		28 RC		Comp App 17-18	0.00
		29 RC		Keyboarding 18-19	0.00
		30 RC		Keyboarding 19-20	0.00
		31 RC		Lost Library Book	0.00
		33 RC		Lost Text Book	0.00
		34 RC		adjustment	0.00
					<b>\$ 20.00</b>
					<b>\$ 368.00</b>
<b>Date:</b>	<b>1/4/2021</b>				
<b>Receipt #:</b>	<b>996642</b>				
1/4/2021		996642	1 RC	Student Breakfast	0.00
			2 RC	Adult Breakfast	1.75
			3 RC	Student Breakfast	0.00
			4 RC	Student Lunch Receipts	0.00
			5 RC	Student Milk Receipts	0.00
			6 RC	Student Alacarte	0.00
			7 RC	Adult Alacarte	0.00
			8 RC	Received On Account	3.25
					<b>\$ 5.00</b>
<b>Receipt #:</b>	<b>996643</b>				
		996643	1 RC	Bryant Andrew Byers Scholarship # 1891 Bryce Arnett	200.00
					<b>\$ 200.00</b>
<b>Receipt #:</b>	<b>996644</b>				
		996644	1 RC	Bryant Andrew Byers Scholarship Cash from Patrick McKee	100.00
					<b>\$ 100.00</b>
<b>Receipt #:</b>	<b>996645</b>				
		996645	1 RC	HSGBK vs Preble Shawnee	432.00
					<b>\$ 432.00</b>
					<b>\$ 737.00</b>
<b>Date:</b>	<b>1/5/2021</b>				
<b>Receipt #:</b>	<b>996646</b>				
1/5/2021		996646	1 RC	Student Breakfast	0.00
			2 RC	Adult Breakfast	0.00
			3 RC	Student Breakfast	0.00
			4 RC	Student Lunch Receipts	0.00
			5 RC	Student Milk Receipts	0.00
			6 RC	Student Alacarte	21.00

## BRADFORD BOARD OF EDUCATION Receipt Listing

	Date	Receipt #	Line Number	Type	Description	Amount
			7 RC		Adult Alacarte	\$ 1.75
			8 RC		Received On Account	(1.75)
						<b>\$ 21.00</b>
						<b>\$ 21.00</b>
<b>Date:</b>	<b>1/6/2021</b>					
<b>Receipt #:</b>	<b>996647</b>					
1/6/2021		996647	1 RC		HSBBK VS Bethel	642.00
						<b>\$ 642.00</b>
<b>Receipt #:</b>	<b>996648</b>					
		996648	1 RC		Student Breakfast	0.00
			2 RC		Adult Breakfast	1.75
			3 RC		Student Breakfast	0.00
			4 RC		Student Lunch Receipts	0.00
			5 RC		Student Milk Receipts	0.00
			6 RC		Student Alacarte	0.00
			7 RC		Adult Alacarte	11.50
			8 RC		Received On Account	(3.25)
						<b>\$ 10.00</b>
<b>Receipt #:</b>	<b>996649</b>					
		996649	1 RX		Kimberly Newton Disability payment on 12/23/2020	24.36
						<b>\$ 24.36</b>
						<b>\$ 676.36</b>
<b>Date:</b>	<b>1/7/2021</b>					
<b>Receipt #:</b>	<b>996651</b>					
1/7/2021		996651	1 RC		Legal Settlement against Telestar Consulting # 16700	613.86
						<b>\$ 613.86</b>
<b>Receipt #:</b>	<b>996652</b>					
		996652	1 RC		Title OneSixB Special Ed 2020-2021	10,088.66
						<b>\$ 10,088.66</b>
<b>Receipt #:</b>	<b>996653</b>					
		996653	1 RC		ESSERS Grant - COVID-19 for 2020-2021	23,441.99
						<b>\$ 23,441.99</b>
<b>Receipt #:</b>	<b>996654</b>					
		996654	1 RC		E Corona Virus Relief Fund (CRF) Grant - COVID-19 for 2020-2021	19,942.68
						<b>\$ 19,942.68</b>
<b>Receipt #:</b>	<b>996655</b>					
		996655	1 RC		Student Breakfast	0.00
			2 RC		Adult Breakfast	0.00

Reporting Period: January 2021 (FY 2021)

2/1/21 1:38 PM

Start Date: 01/01/2021

End Date: 01/31/2021

## BRADFORD BOARD OF EDUCATION Receipt Listing

	Date	Receipt #	Line Number	Type	Description	Amount
			3 RC		Student Breakfast	\$ 0.00
			4 RC		Student Lunch Receipts	0.00
			5 RC		Student Milk Receipts	0.00
			6 RC		Student Alacarte	0.00
			7 RC		Adult Alacarte	0.00
			8 RC		Received On Account	0.00
						<b>\$ 0.00</b>
<b>Receipt #:</b>		<b>996662</b>				
		996662	1 RC		Bryant Andrew Byers Scholarship # 2492	100.00
						<b>\$ 100.00</b>
						<b>\$ 54,187.19</b>
<b>Date:</b>	<b>1/8/2021</b>					
<b>Receipt #:</b>	<b>996656</b>					
	1/8/2021	996656	1 RC		Student Breakfast	0.00
			2 RC		Adult Breakfast	0.00
			3 RC		Student Breakfast	0.00
			4 RC		Student Lunch Receipts	0.00
			5 RC		Student Milk Receipts	0.00
			6 RC		Student Alacarte	0.00
			7 RC		Adult Alacarte	0.00
			8 RC		Received On Account	0.00
						<b>\$ 0.00</b>
<b>Receipt #:</b>	<b>996657</b>					
		996657	1 RC		JHBBK VS Tri County North	308.00
						<b>\$ 308.00</b>
<b>Receipt #:</b>	<b>996658</b>					
		996658	1 RC		Comprehensive Literacy State Development Grant - COVID-19 for 2020-2021	22,059.96
						<b>\$ 22,059.96</b>
<b>Receipt #:</b>	<b>996665</b>					
		996665	1 RC		Postage for Melissa Kommer	2.00
						<b>\$ 2.00</b>
						<b>\$ 22,369.96</b>
<b>Date:</b>	<b>1/9/2021</b>					
<b>Receipt #:</b>	<b>996659</b>					
	1/9/2021	996659	1 RC		HSBBK VS Ansonia	786.00
						<b>\$ 786.00</b>
						<b>\$ 786.00</b>
<b>Date:</b>	<b>1/11/2021</b>					
<b>Receipt #:</b>	<b>996660</b>					

## BRADFORD BOARD OF EDUCATION Receipt Listing

Date	Receipt #	Line Number	Type	Description	Amount
1/11/2021	996660	1	RC	JHBBK VS Russia	\$ 464.00
					<b>\$ 464.00</b>
<b>Receipt #:</b>	<b>996661</b>				
	996661	1	RC	LUNCH-PUBLIC SECT 11	280.91
		2	RC	LUNCH-PUBLIC SECT 11	14,085.63
		3	RC	CRRS BREAKFAST REIMB -DECEMBER 3170	3,735.78
					<b>\$ 18,102.32</b>
<b>Receipt #:</b>	<b>996663</b>				
	996663	1	RC	Student Breakfast	0.00
		2	RC	Adult Breakfast	0.00
		3	RC	Student Breakfast	0.00
		4	RC	Student Lunch Receipts	0.00
		5	RC	Student Milk Receipts	0.00
		6	RC	Student Alacarte	79.25
		7	RC	Adult Alacarte	33.50
		8	RC	Received On Account	(9.64)
					<b>\$ 103.11</b>
					<b>\$ 18,669.43</b>
<b>Date:</b>	<b>1/12/2021</b>				
<b>Receipt #:</b>	<b>996666</b>				
1/12/2021	996666	1	RC	Student Breakfast	0.00
		2	RC	Adult Breakfast	1.75
		3	RC	Student Breakfast	0.00
		4	RC	Student Lunch Receipts	0.00
		5	RC	Student Milk Receipts	1.00
		6	RC	Student Alacarte	112.00
		7	RC	Adult Alacarte	27.00
		8	RC	Received On Account	118.55
					<b>\$ 260.30</b>
<b>Receipt #:</b>	<b>996690</b>				
	996690	1	RC	Bryant Andrew Byers Scholarship Shane Snyder Cash	100.00
					<b>\$ 100.00</b>
					<b>\$ 360.30</b>
<b>Date:</b>	<b>1/13/2021</b>				
<b>Receipt #:</b>	<b>996664</b>				
1/13/2021	996664	1	RC	Medicaid Billing payback from for 2020-2021	663.58
					<b>\$ 663.58</b>
<b>Receipt #:</b>	<b>996667</b>				
	996667	1	RC	FFA Dues Tab Canan # 6426	20.00

## BRADFORD BOARD OF EDUCATION Receipt Listing

Date	Receipt #	Line Number	Type	Description	Amount
		2 RC		FFA DuesMonqua Skinner # 708	\$ 20.00
		3 RC		FFA Dues Cash	20.00
					<b>\$ 60.00</b>
<b>Receipt #:</b>	<b>996668</b>				
	996668	1 RC		JHGBK VS Covington	372.00
					<b>\$ 372.00</b>
<b>Receipt #:</b>	<b>996669</b>				
	996669	1 RC		Student Breakfast	0.00
		2 RC		Adult Breakfast	0.00
		3 RC		Student Breakfast	1.00
		4 RC		Student Lunch Receipts	0.00
		5 RC		Student Milk Receipts	0.50
		6 RC		Student Alacarte	132.00
		7 RC		Adult Alacarte	51.75
		8 RC		Received On Account	(54.75)
					<b>\$ 130.50</b>
<b>Receipt #:</b>	<b>996670</b>				
	996670	1 RC		December 2020 Groceries & food	723.20
					<b>\$ 723.20</b>
					<b>\$ 1,949.28</b>
<b>Date:</b>	<b>1/14/2021</b>				
<b>Receipt #:</b>	<b>996671</b>				
	1/14/2021	996671	1 RC	Bryant Andrew Byers Scholarship Jeremy Bubeck # 213	100.00
					<b>\$ 100.00</b>
<b>Receipt #:</b>	<b>996672</b>				
	996672	1 RC		Student Breakfast	0.00
		2 RC		Adult Breakfast	0.00
		3 RC		Student Breakfast	0.00
		4 RC		Student Lunch Receipts	0.00
		5 RC		Student Milk Receipts	0.50
		6 RC		Student Alacarte	126.50
		7 RC		Adult Alacarte	32.75
		8 RC		Received On Account	(116.25)
					<b>\$ 43.50</b>
<b>Receipt #:</b>	<b>996673</b>				
	996673	1 RC		HSGBK vs Twin Valley South	684.00
					<b>\$ 684.00</b>
					<b>\$ 827.50</b>
<b>Date:</b>	<b>1/15/2021</b>				

## BRADFORD BOARD OF EDUCATION Receipt Listing

Date	Receipt #	Line Number	Type	Description	Amount
<b>Receipt #:</b>	<b>996674</b>				
1/15/2021	996674	1 RC		S Miller College Credit Course	\$ 484.86
					<b>\$ 484.86</b>
<b>Receipt #:</b>	<b>996675</b>				
	996675	1 RC		Student Breakfast	0.00
		2 RC		Adult Breakfast	3.25
		3 RC		Student Breakfast	0.00
		4 RC		Student Lunch Receipts	0.00
		5 RC		Student Milk Receipts	0.50
		6 RC		Student Alacarte	120.20
		7 RC		Adult Alacarte	43.50
		8 RC		Received On Account	(45.40)
					<b>\$ 122.05</b>
<b>Receipt #:</b>	<b>996676</b>				
	996676	1 RC		Foundation Formula	168,464.89
		2 RC		Student Wellness and Success	0.00
		3 RC		Enrollment Growth Supplement	0.00
		4 RC		Preschool Special Education	1,086.94
		5 RC		Special Education Transportati	691.60
		6 RC		Career Tech Education Funding	182.12
		7 RC		Economic Disadvantage Funding	1,499.05
		8 RX		Educational Service Center	(1,693.56)
		9 RC		Open enrollment Adj-	16,149.31
		10 RX		Open Enrollment Adjustment	(15,968.88)
		11 RX		Community School Adjustment	(1,895.14)
		12 RX		Scholarship Transfer	0.00
		13 RX		Other Adjustment -negative	(828.41)
		14 RX		SF14 Regular Tuition	0.00
		15 RX		SF14 Special Education Tuition	0.00
		16 RX		College Credit Plus	(918.51)
		17 RX		School Employees Retirement Sy	0.00
		18 RX		State Teachers Retirement Sys	(16,755.00)
		19 RX		Excess Cost	0.00
		20 RC		SF14 Regular Tuition	0.00
		21 RC		FY 2020 Final #1 Adjustment	0.00
		22 RC		SF6 Excess Costs	0.00
		23 RC		SF14 Regular Tuition	0.00
		24 RC		Half-Mill Equalization Payment	0.00
		25 RX		Community School FTE Review Ad	0.00
		26 RC		SF14 Regular Tuition	0.00

## BRADFORD BOARD OF EDUCATION Receipt Listing

	Date	Receipt #	Line Number	Type	Description	Amount
						<b>\$ 150,014.41</b>
						<b>\$ 150,621.32</b>
<b>Date:</b>	<b>1/16/2021</b>					
<b>Receipt #:</b>	<b>996677</b>					
	1/16/2021	996677	1	RC	HSGBK vs Arcanum	\$ 1,014.00
						<b>\$ 1,014.00</b>
<b>Receipt #:</b>	<b>996678</b>					
		996678	1	RC	JHBBK VS Arcanum	660.00
						<b>\$ 660.00</b>
						<b>\$ 1,674.00</b>
<b>Date:</b>	<b>1/19/2021</b>					
<b>Receipt #:</b>	<b>996679</b>					
	1/19/2021	996679	1	RC	JHBBK VS Arcanum Freshman Basketball	140.00
						<b>\$ 140.00</b>
<b>Receipt #:</b>	<b>996680</b>					
		996680	1	RC	SCHOOL LUNCH PROGRAM	65.00
			2	RC	COMMON GROUND DEPOSITED WITH LUNCH MONEY	(65.00)
						<b>\$ 0.00</b>
<b>Receipt #:</b>	<b>996681</b>					
		996681	1	RC	SCHOOL LUNCH PROGRAM	100.00
						<b>\$ 100.00</b>
<b>Receipt #:</b>	<b>996682</b>					
		996682	1	RC	2021 Elementary Yearbooks (2)	(90.00)
			2	RC	2021 Elementary Yearbooks (2)	90.00
						<b>\$ 0.00</b>
<b>Receipt #:</b>	<b>996683</b>					
		996683	1	RC	2018 2019 2020 Elementary Yearbooks (4)	(130.00)
			2	RC	2018 2019 2020 Elementary Yearbooks (4)	130.00
						<b>\$ 0.00</b>
<b>Receipt #:</b>	<b>996684</b>					
		996684	1	RC	Student Breakfast	0.00
			2	RC	Adult Breakfast	3.50
			3	RC	Student Breakfast	0.00
			4	RC	Student Lunch Receipts	0.00
			5	RC	Student Milk Receipts	0.50
			6	RC	Student Alacarte	109.00
			7	RC	Adult Alacarte	28.25
			8	RC	Received On Account	47.90
						<b>\$ 189.15</b>



## BRADFORD BOARD OF EDUCATION Receipt Listing

	Date	Receipt #	Line Number	Type	Description	Amount
<b>Receipt #:</b>		<b>996685</b>				
		996685	1 RC		2021 Yearbooks Stacy Hocker # 3656	\$ 45.00
			2 RC		2021 Yearbooks Holly Hill # 3628	45.00
						<b>\$ 90.00</b>
<b>Receipt #:</b>		<b>996686</b>				
		996686	1 RC		2021 Yearbooks Samantha Buzz Dustin Brewer	45.00
			2 RC		2021 Yearbooks Holly Hill # 3627	45.00
						<b>\$ 90.00</b>
<b>Receipt #:</b>		<b>996687</b>				
		996687	1 RC		2021 Yearbooks Tasha Roberts Conner Jones # 140	75.00
						<b>\$ 75.00</b>
<b>Receipt #:</b>		<b>996688</b>				
		996688	1 RC		HSGBK VS COVINGTON	858.00
						<b>\$ 858.00</b>
						<b>\$ 1,542.15</b>
<b>Date:</b>	<b>1/20/2021</b>					
<b>Receipt #:</b>	<b>996689</b>					
	1/20/2021	996689	1 RC		Received on Acct-Lunch Payment	75.00
			2 RC		Chrome Book repair	0.00
			3 RC		14-15 Fees	0.00
			4 RC		18-19 Fees	0.00
			5 RC		15-16 Fees	0.00
			6 RC		19-20 Fees	0.00
			7 RC		20-21 Fees	35.00
			9 RC		AFNR 8 18-19	0.00
			10 RC		Art 6 2017-2018	0.00
			11 RC		Art 1 2019-2020	0.00
			12 RC		Art 2 -2019-2020	0.00
			13 RC		Art 6 2019-2020	0.00
			14 RC		Art 7 2020-2021	15.00
			15 RC		Art 7 2019-2020	0.00
			16 RC		Animal/Plant Science 19-20	0.00
			17 RC		Biology 19-20	0.00
			18 RC		Biology 20-21	0.00
			19 RC		CP Chemistry 19-20	0.00
			20 RC		Preengineering 19-20	0.00
			21 RC		Physical Science 19-20	0.00
			22 RC		Career Connections 7 20-21	15.00
			23 RC		Career Connections 7 19-20	0.00
			24 RC		Financial Mgmt Class Fees	0.00

Start Date: 01/01/2021

End Date: 01/31/2021

## BRADFORD BOARD OF EDUCATION Receipt Listing

Date	Receipt #	Line Number	Type	Description	Amount
		25 RC		General Fee 20-21	\$ 35.00
		26 RC		General Fee 18-19	0.00
		27 RC		General Fee 19-20	0.00
		28 RC		Comp App 17-18	0.00
		29 RC		Keyboarding 18-19	0.00
		30 RC		Keyboarding 19-20	0.00
		31 RC		Lost Library Book	0.00
		33 RC		Lost Text Book	0.00
		34 RC		adjustment	0.00
					<b>\$ 175.00</b>
<b>Receipt #:</b>	<b>996691</b>				
		996691	1 RC	Student Breakfast	0.00
			2 RC	Adult Breakfast	1.75
			3 RC	Student Breakfast	0.00
			4 RC	Student Lunch Receipts	0.00
			5 RC	Student Milk Receipts	1.00
			6 RC	Student Alacarte	98.50
			7 RC	Adult Alacarte	26.25
			8 RC	Received On Account	(56.75)
					<b>\$ 70.75</b>
					<b>\$ 245.75</b>
<b>Date:</b>	<b>1/21/2021</b>				
<b>Receipt #:</b>	<b>996692</b>				
		996692	1 RC	Student Breakfast	0.00
			2 RC	Adult Breakfast	2.00
			3 RC	Student Breakfast	1.25
			4 RC	Student Lunch Receipts	0.00
			5 RC	Student Milk Receipts	1.00
			6 RC	Student Alacarte	119.00
			7 RC	Adult Alacarte	28.00
			8 RC	Received On Account	(36.50)
					<b>\$ 114.75</b>
<b>Receipt #:</b>	<b>996993</b>				
		996993	1 RC	FFA Energize Ohio FFA Conference	10.00
					<b>\$ 10.00</b>
					<b>\$ 124.75</b>
<b>Date:</b>	<b>1/22/2021</b>				
<b>Receipt #:</b>	<b>996694</b>				
		996694	1 RC	Received on Acct-Lunch Payment	30.00
			2 RC	Chrome Book repair	0.00

## BRADFORD BOARD OF EDUCATION Receipt Listing

Date	Receipt #	Line Number	Type	Description	Amount
		3 RC		14-15 Fees	\$ 0.00
		4 RC		18-19 Fees	0.00
		5 RC		15-16 Fees	0.00
		6 RC		19-20 Fees	0.00
		7 RC		20-21 Fees	35.00
		9 RC		AFNR 8 18-19	35.00
		10 RC		Art 6 2017-2018	0.00
		11 RC		Art 1 2020-2021	40.00
		12 RC		Art 2 -2019-2020	0.00
		13 RC		Art 6 2019-2020	0.00
		14 RC		Art 7 2020-2021	0.00
		15 RC		Art 7 2019-2020	0.00
		16 RC		Animal/Plant Science 19-20	0.00
		17 RC		Biology 19-20	0.00
		18 RC		Biology 20-21	0.00
		19 RC		CP Chemistry 19-20	0.00
		20 RC		Preengineering 19-20	0.00
		21 RC		Physical Science 2020-2021	15.00
		22 RC		Career Connections 7 20-21	0.00
		23 RC		Career Connections 7 19-20	0.00
		24 RC		Financial Mgmt Class Fees	0.00
		25 RC		General Fee 20-21	70.00
		26 RC		General Fee 18-19	0.00
		27 RC		General Fee 19-20	0.00
		28 RC		Comp App 17-18	0.00
		29 RC		Keyboarding 18-19	0.00
		30 RC		Keyboarding 19-20	0.00
		31 RC		Lost Library Book	0.00
		33 RC		Lost Text Book	0.00
		34 RC		adjustment	33.00
					<b>\$ 258.00</b>
<b>Receipt #:</b>	<b>996695</b>				
		996695		1 RC	0.00
				2 RC	0.00
				3 RC	0.00
				4 RC	0.00
				5 RC	0.50
				6 RC	135.00
				7 RC	49.25
				8 RC	(105.25)

Start Date: 01/01/2021

End Date: 01/31/2021

## BRADFORD BOARD OF EDUCATION Receipt Listing

	Date	Receipt #	Line Number	Type	Description	Amount
						<b>\$ 79.50</b>
<b>Receipt #:</b>		<b>996696</b>				
		996696	1 RC		HSBBK VS MIssissinawa Valley	\$ 906.00
						<b>\$ 906.00</b>
						<b>\$ 1,243.50</b>
<b>Date:</b>	<b>1/25/2021</b>					
<b>Receipt #:</b>		<b>996697</b>				
1/25/2021		996697	1 RC		Student Breakfast	0.00
			2 RC		Adult Breakfast	0.00
			3 RC		Student Breakfast	0.00
			4 RC		Student Lunch Receipts	0.00
			5 RC		Student Milk Receipts	0.00
			6 RC		Student Alacarte	104.75
			7 RC		Adult Alacarte	31.75
			8 RC		Received On Account	(81.00)
						<b>\$ 55.50</b>
						<b>\$ 55.50</b>
<b>Date:</b>	<b>1/26/2021</b>					
<b>Receipt #:</b>		<b>996698</b>				
1/26/2021		996698	1 RC		Received on Acct-Lunch Payment	160.00
			2 RC		Chrome Book repair	0.00
			3 RC		14-15 Fees	0.00
			4 RC		18-19 Fees	0.00
			5 RC		15-16 Fees	0.00
			6 RC		19-20 Fees	0.00
			7 RC		20-21 Fees	0.00
			9 RC		AFNR 8 18-19	0.00
			10 RC		Art 6 2017-2018	0.00
			11 RC		Art 1 2020-2021	0.00
			12 RC		Art 2 -2019-2020	0.00
			13 RC		Art 6 2019-2020	0.00
			14 RC		Art 7 2020-2021	0.00
			15 RC		Art 7 2019-2020	0.00
			16 RC		Animal/Plant Science 19-20	0.00
			17 RC		Biology 19-20	0.00
			18 RC		Biology 20-21	0.00
			19 RC		CP Chemistry 19-20	0.00
			20 RC		Preengineering 19-20	0.00
			21 RC		Physical Science 2020-2021	0.00
			22 RC		Career Connections 7 20-21	0.00

Start Date: 01/01/2021

End Date: 01/31/2021

## BRADFORD BOARD OF EDUCATION Receipt Listing

Date	Receipt #	Line Number	Type	Description	Amount	
		23 RC		Career Connections 7 19-20	\$ 0.00	
		24 RC		Financial Mgmt Class Fees	0.00	
		25 RC		General Fee 20-21	0.00	
		26 RC		General Fee 18-19	0.00	
		27 RC		General Fee 19-20	0.00	
		28 RC		Comp App 17-18	0.00	
		29 RC		Keyboarding 18-19	0.00	
		30 RC		Keyboarding 19-20	0.00	
		31 RC		Lost Library Book	0.00	
		33 RC		Lost Text Book	0.00	
		34 RC		adjustment	0.00	
				<b>\$ 160.00</b>		
<b>Receipt #:</b>	<b>996699</b>					
		996699	1 RC	Student Breakfast	0.00	
			2 RC	Adult Breakfast	0.00	
			3 RC	Student Breakfast	0.00	
			4 RC	Student Lunch Receipts	0.00	
			5 RC	Student Milk Receipts	0.50	
			6 RC	Student Alacarte	90.05	
			7 RC	Adult Alacarte	21.75	
			8 RC	Received On Account	(24.95)	
				<b>\$ 87.35</b>		
<b>Receipt #:</b>	<b>996700</b>					
		996700	1 RC	HS POWERLIFTING MEET	535.00	
				<b>\$ 535.00</b>		
<b>Receipt #:</b>	<b>996701</b>					
		996701	1 RX	to reallocate grant expenditures for clsr	700.00	
			2 RX	to reallocate grant expenditures for clsr	(700.00)	
			3 RX	to reallocate grant expenditures for clsr	5.00	
			4 RX	to reallocate grant expenditures for clsr	(5.00)	
			5 RX	to reallocate grant expenditures for clsr northridge	4,372.35	
			6 RX	to reallocate grant expenditures for clsr northridge	(4,372.35)	
				<b>\$ 0.00</b>		
				<b>\$ 782.35</b>		
<b>Date:</b>	<b>1/27/2021</b>					
<b>Receipt #:</b>	<b>996702</b>					
		1/27/2021	996702	1 RX	To adjust for Title One Health Insurance	241.73
				2 RX	To adjust for Title One Health Insurance	(241.73)
				<b>\$ 0.00</b>		
<b>Receipt #:</b>	<b>996703</b>					

Start Date: 01/01/2021

End Date: 01/31/2021

## BRADFORD BOARD OF EDUCATION Receipt Listing

Date	Receipt #	Line Number	Type	Description	Amount
		996703	1 RC	Elem Student Fees	\$ 105.00
<b>Receipt #:</b>	<b>996704</b>				<b>\$ 105.00</b>
		996704	1 RC	Box Tops # 4492376	173.00
<b>Receipt #:</b>	<b>996705</b>				<b>\$ 173.00</b>
		996705	1 RC	Title One IIA for 2020-2021	4,488.51
<b>Receipt #:</b>	<b>996706</b>				<b>\$ 4,488.51</b>
		996706	1 RC	HSB BK VS Tri County North	666.00
<b>Receipt #:</b>	<b>996707</b>				<b>\$ 666.00</b>
		996707	1 RC	Student Breakfast	0.00
			2 RC	Adult Breakfast	0.00
			3 RC	Student Breakfast	0.00
			4 RC	Student Lunch Receipts	0.00
			5 RC	Student Milk Receipts	0.50
			6 RC	Student Alacarte	103.25
			7 RC	Adult Alacarte	27.25
			8 RC	Received On Account	(11.50)
<b>Receipt #:</b>	<b>996709</b>				<b>\$ 119.50</b>
		996709	1 RC	Title IVA Cash Request	1,109.94
					<b>\$ 1,109.94</b>
<b>Date:</b>	<b>1/28/2021</b>				<b>\$ 6,661.95</b>
<b>Receipt #:</b>	<b>996708</b>				
1/28/2021		996708	1 RC	Received on Acct-Lunch Payment	20.00
			2 RC	Chrome Book repair	0.00
			3 RC	14-15 Fees	0.00
			4 RC	18-19 Fees	0.00
			5 RC	15-16 Fees	0.00
			6 RC	19-20 Fees	0.00
			7 RC	20-21 Fees	0.00
			9 RC	AFNR 8 18-19	0.00
			10 RC	Art 6 2017-2018	0.00
			11 RC	Art 1 2020-2021	0.00
			12 RC	Art 2 -2019-2020	0.00
			13 RC	Art 6 2019-2020	0.00
			14 RC	Art 7 2020-2021	0.00

## BRADFORD BOARD OF EDUCATION Receipt Listing

Date	Receipt #	Line Number	Type	Description	Amount
		15 RC		Art 7 2019-2020	\$ 0.00
		16 RC		Animal/Plant Science 19-20	0.00
		17 RC		Biology 19-20	0.00
		18 RC		Biology 20-21	0.00
		19 RC		CP Chemistry 19-20	0.00
		20 RC		Preengineering 19-20	0.00
		21 RC		Physical Science 2020-2021	0.00
		22 RC		Career Connections 7 20-21	0.00
		23 RC		Career Connections 7 19-20	0.00
		24 RC		Financial Mgmt Class Fees	0.00
		25 RC		General Fee 20-21	0.00
		26 RC		General Fee 18-19	0.00
		27 RC		General Fee 19-20	0.00
		28 RC		Comp App 17-18	0.00
		29 RC		Keyboarding 18-19	0.00
		30 RC		Keyboarding 19-20	0.00
		31 RC		Lost Library Book	0.00
		33 RC		Lost Text Book	0.00
		34 RC		adjustment	0.00
					<b>\$ 20.00</b>
<b>Receipt #:</b>	<b>996710</b>				
		996710	1 RC	ESSERS for 2020 for the corona virus relief fund	219.32
					<b>\$ 219.32</b>
<b>Receipt #:</b>	<b>996711</b>				
		996711	1 RC	Broadband Connectivity for 2020-2021	6,288.92
					<b>\$ 6,288.92</b>
<b>Receipt #:</b>	<b>996712</b>				
		996712	1 RC	FFA Dues Taysa Felver cash	20.00
					<b>\$ 20.00</b>
<b>Receipt #:</b>	<b>996713</b>				
		996713	1 RC	2023 Worlds Finest Chocolates Cash	240.00
					<b>\$ 240.00</b>
<b>Receipt #:</b>	<b>996714</b>				
		996714	1 RC	Student Breakfast	0.00
			2 RC	Adult Breakfast	0.00
			3 RC	Student Breakfast	0.00
			4 RC	Student Lunch Receipts	0.00
			5 RC	Student Milk Receipts	0.50
			6 RC	Student Alacarte	88.25
			7 RC	Adult Alacarte	18.25

Start Date: 01/01/2021

End Date: 01/31/2021

## BRADFORD BOARD OF EDUCATION Receipt Listing

Date	Receipt #	Line Number	Type	Description	Amount
			8 RC	Received On Account	\$ 30.00
					<b>\$ 137.00</b>
<b>Receipt #:</b>	<b>996715</b>				
		996715	1 RC	High School General Fees	70.00
			2 RC	Art Classes, Jr High High Sch	55.00
			3 RC	Business Acct Class Fees	0.00
			4 RC	Financial Mgmt Class Fees	0.00
			5 RC	Keyboarding Supplies	0.00
			6 RC	FFA Class Fees	15.00
			7 RC	Science Class Fees	15.00
			8 RC	Library Books Lost	0.00
			9 RC	Miscellaneous Fees	0.00
			10 RC	Computer 7	0.00
			11 RC	High School General Fees 14-15	0.00
			12 RC	Lost Textbook	0.00
			13 RC	Lost Chromebooks	33.00
			14 RC	Elementary School General Fees	0.00
					<b>\$ 188.00</b>
<b>Receipt #:</b>	<b>996716</b>				
		996716	1 RC	4TH QTR 20 INCOME TAX-SD100	13,339.01
			2 RC	4TH QTR 20 INCOME TAX-SD100ES	11,042.78
			3 RC	4TH QTR 20 INCOME TAX-SD101	258,993.91
			4 RC	4TH QTR 20 INCOME TAX-SD141	12.72
			5 RC	4TH QTR 20 INCOME TAX-ASSESS	3,559.33
			6 RC	4TH QTR 20 INCOME TAX-ASSESS	111.66
			7 RC	4TH QTR 20 INCOME TAX-CERT	570.06
			8 RC	4TH QTR 20 INCOME TAX-CERT	121.78
			9 RC	4TH QTR 20 INCOME TAX-REFUND	(1,971.05)
			10 RC	4TH QTR 20 INCOME TAX-REFUND	(9.51)
			11 RX	4TH QTR 20 ADMIN FEE	(4,286.56)
			12 RC	4TH QTR 20 INTEREST EARNED	582.38
					<b>\$ 282,066.51</b>
					<b>\$ 289,179.75</b>
<b>Date:</b>	<b>1/29/2021</b>				
<b>Receipt #:</b>	<b>996717</b>				
		996717	1 RC	Foundation Formula	168,464.89
			2 RC	Student Wellness and Success	0.00
			3 RC	Enrollment Growth Supplement	0.00
			4 RC	Preschool Special Education	1,086.94
			5 RC	Special Education Transportati	691.60



## BRADFORD BOARD OF EDUCATION Receipt Listing

Date	Receipt #	Line Number	Type	Description	Amount	
		6	RC	Career Tech Education Funding	\$ 182.12	
		7	RC	Economic Disadvantage Funding	1,499.05	
		8	RX	Educational Service Center	(1,693.56)	
		9	RC	Open enrollment Adj-	15,996.07	
		10	RX	Open Enrollment Adjustment	(15,480.19)	
		11	RX	Community School Adjustment	(1,555.44)	
		12	RX	Scholarship Transfer	0.00	
		13	RX	Other Adjustment -negative	(829.12)	
		14	RX	SF14 Regular Tuition	0.00	
		15	RX	SF14 Special Education Tuition	0.00	
		16	RX	College Credit Plus	(918.51)	
		17	RX	School Employees Retirement Sys	0.00	
		18	RX	State Teachers Retirement Sys	(16,755.00)	
		19	RX	Excess Cost	0.00	
		20	RC	SF14 Regular Tuition	0.00	
		21	RC	FY 2020 Final #1 Adjustment	0.00	
		22	RC	SF6 Excess Costs	0.00	
		23	RC	SF14 Regular Tuition	0.00	
		24	RC	Half-Mill Equalization Payment	0.00	
		25	RX	Community School FTE Review Ad	0.00	
		26	RC	SF14 Regular Tuition	0.00	
					<b>\$ 150,688.85</b>	
<b>Receipt #:</b>	<b>996718</b>					
		996718	1	RC	Title One I for 2020-2021	27,043.61
					<b>\$ 27,043.61</b>	
<b>Receipt #:</b>	<b>996720</b>					
		996720	1	RC	Received on Acct-Lunch Payment	40.00
			2	RC	Chrome Book repair	0.00
			3	RC	14-15 Fees	0.00
			4	RC	18-19 Fees	0.00
			5	RC	15-16 Fees	0.00
			6	RC	19-20 Fees	0.00
			7	RC	20-21 Fees	0.00
			9	RC	AFNR 8 18-19	0.00
			10	RC	Art 6 2017-2018	0.00
			11	RC	Art 1 2020-2021	0.00
			12	RC	Art 2 -2019-2020	0.00
			13	RC	Art 6 2019-2020	0.00
			14	RC	Art 7 2020-2021	0.00
			15	RC	Art 7 2019-2020	0.00

## BRADFORD BOARD OF EDUCATION Receipt Listing

Date	Receipt #	Line Number	Type	Description	Amount
		16 RC		Animal/Plant Science 19-20	\$ 0.00
		17 RC		Biology 19-20	0.00
		18 RC		Biology 20-21	0.00
		19 RC		CP Chemistry 19-20	0.00
		20 RC		Preengineering 19-20	0.00
		21 RC		Physical Science 2020-2021	0.00
		22 RC		Career Connections 7 20-21	0.00
		23 RC		Career Connections 7 19-20	0.00
		24 RC		Financial Mgmt Class Fees	0.00
		25 RC		General Fee 20-21	0.00
		26 RC		General Fee 18-19	0.00
		27 RC		General Fee 19-20	0.00
		28 RC		Comp App 17-18	0.00
		29 RC		Keyboarding 18-19	0.00
		30 RC		Keyboarding 19-20	0.00
		31 RC		Lost Library Book	0.00
		33 RC		Lost Text Book	0.00
		34 RC		adjustment	0.00
					<b>\$ 40.00</b>
<b>Receipt #:</b>	<b>996721</b>				
		996721	1 RC	HSGBK VS FRANKLIN MONROE	552.00
					<b>\$ 552.00</b>
<b>Receipt #:</b>	<b>996722</b>				
		996722	1 RC	CASINO REVENUE FY21 JAN	14,728.67
					<b>\$ 14,728.67</b>
<b>Receipt #:</b>	<b>996723</b>				
		996723	1 RC	Student Breakfast	0.00
			2 RC	Adult Breakfast	2.00
			3 RC	Student Breakfast	0.00
			4 RC	Student Lunch Receipts	0.00
			5 RC	Student Milk Receipts	0.50
			6 RC	Student Alacarte	132.70
			7 RC	Adult Alacarte	36.50
			8 RC	Received On Account	27.50
					<b>\$ 199.20</b>
<b>Receipt #:</b>	<b>996724</b>				
		996724	1 RC	HS Principal Coke Sales	107.00
					<b>\$ 107.00</b>
<b>Receipt #:</b>	<b>996725</b>				
		996725	1 RC	Class of 2022 Chicken Dinners Cash	1,278.00

Start Date: 01/01/2021

End Date: 01/31/2021

## BRADFORD BOARD OF EDUCATION Receipt Listing

Date	Receipt #	Line Number	Type	Description	Amount
		2 RC		Class of 2022 Chicken Dinners Canan 3828	\$ 48.00
		3 RC		Class of 2022 Chicken Dinners Canan 1096	32.00
		4 RC		Class of 2022 Chicken Dinners Shilt 3046	16.00
		5 RC		Class of 2022 Chicken Dinners Shilt 3047	32.00
		6 RC		Class of 2022 Chicken Dinners Patty 1069	48.00
		7 RC		Class of 2022 Chicken Dinners Weaver 4078	10.00
		8 RC		Class of 2022 Chicken Dinners Weaver 4076	240.00
		9 RC		Class of 2022 Chicken Dinners Beachler 1250	40.00
		10 RC		Class of 2022 Chicken Dinners Canan 6435	40.00
		11 RC		Class of 2022 Chicken Dinners Manuel 5391	40.00
		12 RC		Class of 2022 Chicken Dinners Enis 3534	16.00
		13 RC		Class of 2022 Chicken Dinners Halley 5050	24.00
		14 RC		Class of 2022 Chicken Dinners Biddlestone 3913	48.00
		15 RC		Class of 2022 Chicken Dinners Lear 2563	64.00
		16 RC		Class of 2022 Chicken Dinners Thobe 3813	24.00
		17 RC		Class of 2022 Chicken Dinners Magoto 2492	24.00
		18 RC		Class of 2022 Chicken Dinners Yingst 2291	16.00
		19 RC		Class of 2022 Chicken Dinners Patty 1068	24.00
		20 RC		Class of 2022 Chicken Dinners Szary 1251	32.00
					<b>\$ 2,096.00</b>
					<b>\$ 195,455.33</b>
<b>Date:</b>	<b>1/31/2021</b>				
<b>Receipt #:</b>	<b>996726</b>				
1/31/2021	996726	1 RC		GEN FD INTEREST JANUARY 2021	701.56
		2 RC		CAFE INTEREST JANUARY 2021	4.02
		3 RC		WADE INTEREST JANUARY 2021	0.79
		4 RC		BEARD INTEREST JANUARY 2021	3.23
					<b>\$ 709.60</b>
					<b>\$ 709.60</b>
<b>Grand Total</b>					<b>\$ 749,247.97</b>

Reporting Period: January 2021 (FY 2021)

2/1/21 1:39 PM

Start Date: 01/01/2021

End Date: 01/31/2021

### BRADFORD BOARD OF EDUCATION Detailed Check Register

Line #	Description	PO #	Invoice #	Date	Void Date	Account Code	Amount
Check # 23934	ACCOUNTS_PAYABLE RAMMEL, ANDY	300033	RECONCILED				\$ 65.00
Check # 23935	ACCOUNTS_PAYABLE SMITH, KEVIN	300064	RECONCILED				\$ 65.00
Check # 23936	ACCOUNTS_PAYABLE SILER, JON	300107	OUTSTANDING				\$ 65.00
Check # 23937	ACCOUNTS_PAYABLE GALENTINE, ERIC	300144	VOID				\$ 40.00
Check # 23938	ACCOUNTS_PAYABLE SCHMIESING, SCOTT	300312	VOID				\$ 40.00
Check # 23941	ACCOUNTS_PAYABLE FORTMAN, MARK	300124	RECONCILED				\$ 65.00
Check # 23942	ACCOUNTS_PAYABLE FREESE, MIKE	300313	RECONCILED				\$ 65.00
Check # 23943	ACCOUNTS_PAYABLE MAJESTIC FLOORING SYSTEMS LLC	5162	RECONCILED				\$ 3,960.00
Check # 23944	ACCOUNTS_PAYABLE MITCHELL, GARRETT	300229	RECONCILED				\$ 65.00
Check # 23945	ACCOUNTS_PAYABLE NAYLOR, RAY	300146	RECONCILED				\$ 65.00
Check # 23946	ACCOUNTS_PAYABLE ORDEAN, CHIP	300006	RECONCILED				\$ 65.00
Check # 23947	ACCOUNTS_PAYABLE ROBBINS, LANE	300142	RECONCILED				\$ 40.00
Check # 23948	ACCOUNTS_PAYABLE SCHWARTZ, MATTHEW	300139	RECONCILED				\$ 40.00
Check # 23949	ACCOUNTS_PAYABLE SEGI, TOMMY	300314	RECONCILED				\$ 65.00
Check # 23950	ACCOUNTS_PAYABLE SHORT, AMBER	300086	RECONCILED				\$ 40.00
Check # 23951	ACCOUNTS_PAYABLE SMILEY, DAN	300083	RECONCILED				\$ 40.00
Check # 23952	ACCOUNTS_PAYABLE BECKSTEDT, CHRIS	300307	RECONCILED				\$ 60.00
Check # 23953	ACCOUNTS_PAYABLE BRICKER & ECKLER LLP	5150	RECONCILED				

Reporting Period: January 2021 (FY 2021)

2/1/21 1:39 PM

Start Date: 01/01/2021

End Date: 01/31/2021

## BRADFORD BOARD OF EDUCATION Detailed Check Register

Line #	Description	PO #	Invoice #	Date	Void Date	Account Code	Amount
Check # 23954	ACCOUNTS_PAYABLE BROWN SUPPLY COMPANY	956	RECONCILED				\$ 171.00
Check # 23955	ACCOUNTS_PAYABLE CDW-GOVERNMENT	4947	RECONCILED				\$ 157.35
Check # 23956	ACCOUNTS_PAYABLE DICKMAN SUPPLY INC	3915	RECONCILED				\$ 654.03
Check # 23957	ACCOUNTS_PAYABLE DOROTHY CARDER	1412	RECONCILED				\$ 785.99
Check # 23958	ACCOUNTS_PAYABLE DP&L	233	RECONCILED				\$ 560.00
Check # 23959	ACCOUNTS_PAYABLE EATON SUPPLY INC.	1480	RECONCILED				\$ 4,780.65
Check # 23960	ACCOUNTS_PAYABLE FOX SUPPLY LLC	5428	RECONCILED				\$ 133.00
Check # 23961	ACCOUNTS_PAYABLE HAMILTON CO EDUCATIONAL SERVICE CENTER	6221	RECONCILED				\$ 148.50
Check # 23962	ACCOUNTS_PAYABLE JOSEPH HURST	6015	OUTSTANDING				\$ 4,398.02
Check # 23963	ACCOUNTS_PAYABLE KOORSEN FIRE & SECURITY INC	4994	RECONCILED				\$ 89.78
Check # 23964	ACCOUNTS_PAYABLE LOWE'S	3714	RECONCILED				\$ 491.26
Check # 23965	ACCOUNTS_PAYABLE M & T EXCAVATING	3973	RECONCILED				\$ 135.74
Check # 23966	ACCOUNTS_PAYABLE MONTGOMERY CO EDUC SERVICE CTR	1098	RECONCILED				\$ 212.50
Check # 23967	ACCOUNTS_PAYABLE OHIO DEPARTMENT OF COMMERCE	3412	RECONCILED				\$ 18,252.87
Check # 23968	ACCOUNTS_PAYABLE PERFECTION BAKERIES, INC.	5251	RECONCILED				\$ 204.75
Check # 23969	ACCOUNTS_PAYABLE PETERSON, WILLIAM	300152	RECONCILED				\$ 86.81
Check # 23970	ACCOUNTS_PAYABLE REITER DAIRY OF SPRINGFIELD	4272	RECONCILED				\$ 60.00
							\$ 808.51

Reporting Period: January 2021 (FY 2021)

2/1/21 1:39 PM

Start Date: 01/01/2021

End Date: 01/31/2021

### BRADFORD BOARD OF EDUCATION Detailed Check Register

Line #	Description	PO #	Invoice #	Date	Void Date	Account Code	Amount
Check # 23971	ACCOUNTS_PAYABLE RIVERSIDE INSIGHTS 5420 RECONCILED						\$ 388.41
Check # 23972	ACCOUNTS_PAYABLE SC STRATEGIC SOLUTIONS 6040 RECONCILED						\$ 995.00
Check # 23973	ACCOUNTS_PAYABLE SCHOOL SPECIALTY 4594 RECONCILED						\$ 5.39
Check # 23974	ACCOUNTS_PAYABLE SPIRIT MEDICAL TRANSPORT 5127 RECONCILED						\$ 850.00
Check # 23975	ACCOUNTS_PAYABLE W.R. HACKETT INC. 4119 RECONCILED						\$ 157.40
Check # 23976	ACCOUNTS_PAYABLE WALMART 1779 RECONCILED						\$ 102.43
Check # 23977	ACCOUNTS_PAYABLE WOODHULL/FELTZ C/O US BANK 4599 RECONCILED						\$ 2,150.00
Check # 23978	ACCOUNTS_PAYABLE AMERICAN FIDELITY ASSURANCE CO 5323 RECONCILED						\$ 22,000.00
Check # 23979	ACCOUNTS_PAYABLE COWLES, ROBERT 300316 RECONCILED						\$ 65.00
Check # 23980	ACCOUNTS_PAYABLE MCCOLLUM, MATTHEW 300308 VOID						\$ 40.00
Check # 23981	ACCOUNTS_PAYABLE MURPHY, DONTE 300317 RECONCILED						\$ 40.00
Check # 23982	ACCOUNTS_PAYABLE RUDY, JEFF 300084 RECONCILED						\$ 65.00
Check # 23983	ACCOUNTS_PAYABLE SAUNDERS, DAVID 300315 RECONCILED						\$ 65.00
Check # 23984	ACCOUNTS_PAYABLE RUDY, JEFF 300084 RECONCILED						\$ 60.00
Check # 23985	ACCOUNTS_PAYABLE SMITH, RODNEY 300075 OUTSTANDING						\$ 60.00
Check # 23986	ACCOUNTS_PAYABLE RUDY, JEFF 300084 RECONCILED						\$ 40.00
Check # 23987	ACCOUNTS_PAYABLE SMYER, MATTHEW 300248 RECONCILED						\$ 60.00
Check # 23988	ACCOUNTS_PAYABLE STICKEL, STEVEN 300301 RECONCILED						\$ 60.00

Reporting Period: January 2021 (FY 2021)

2/1/21 1:39 PM

Start Date: 01/01/2021

End Date: 01/31/2021

### BRADFORD BOARD OF EDUCATION Detailed Check Register

Line #	Description	PO #	Invoice #	Date	Void Date	Account Code	Amount
							\$ 60.00
Check # 23989	ACCOUNTS_PAYABLE PECK, BILL 300319		OUTSTANDING				
							\$ 40.00
Check # 23990	ACCOUNTS_PAYABLE SCHULTE, LARRY 300318		RECONCILED				
							\$ 65.00
Check # 23991	ACCOUNTS_PAYABLE SELDON, WALTER JR. 300073		RECONCILED				
							\$ 65.00
Check # 23992	ACCOUNTS_PAYABLE SMILEY, DAN 300083		RECONCILED				
							\$ 40.00
Check # 23993	ACCOUNTS_PAYABLE TRENT, BILL 300081		RECONCILED				
							\$ 65.00
Check # 23994	ACCOUNTS_PAYABLE CARDINAL BUS SALES 2201		RECONCILED				
							\$ 96,915.00
Check # 23995	ACCOUNTS_PAYABLE CHARNEY, DILLON 300258		RECONCILED				
							\$ 60.00
Check # 23996	ACCOUNTS_PAYABLE FRIZZELL, KORRY 300232		RECONCILED				
							\$ 65.00
Check # 23997	ACCOUNTS_PAYABLE GILBERT, DANIEL 300294		RECONCILED				
							\$ 40.00
Check # 23998	ACCOUNTS_PAYABLE JEWELL, BRANDON 300072		RECONCILED				
							\$ 65.00
Check # 23999	ACCOUNTS_PAYABLE STICKEL, STEVEN 300301		OUTSTANDING				
							\$ 100.00
Check # 24000	ACCOUNTS_PAYABLE VANCE, JOHNNY 300112		RECONCILED				
							\$ 65.00
Check # 24001	ACCOUNTS_PAYABLE BROOKS, JACK 300195		OUTSTANDING				
							\$ 30.00
Check # 24002	ACCOUNTS_PAYABLE CAUDILL, CORY 300310		OUTSTANDING				
							\$ 30.00
Check # 24003	ACCOUNTS_PAYABLE GUY, ERICKA 300320		RECONCILED				
							\$ 40.00
Check # 24004	ACCOUNTS_PAYABLE KINSER, MATT 300321		RECONCILED				
							\$ 105.00
Check # 24005	ACCOUNTS_PAYABLE LUTH, MICHAEL 300265		RECONCILED				
							\$ 65.00

Reporting Period: January 2021 (FY 2021)

2/1/21 1:39 PM

Start Date: 01/01/2021

End Date: 01/31/2021

### BRADFORD BOARD OF EDUCATION Detailed Check Register

Line #	Description	PO #	Invoice #	Date	Void Date	Account Code	Amount
Check # 24006	ACCOUNTS_PAYABLE WAHRHAFTIG, MATT	300113	OUTSTANDING				\$ 65.00
Check # 24007	ACCOUNTS_PAYABLE GREEN TREE PLASTICS, LLC	6154	RECONCILED				\$ 2,300.00
Check # 24008	ACCOUNTS_PAYABLE SOUTHWESTERN OH. EPC	883	OUTSTANDING				\$ 70,998.66
Check # 24009	ACCOUNTS_PAYABLE AFPLANSERV	6223	OUTSTANDING				\$ 17.00
Check # 24010	ACCOUNTS_PAYABLE AMERICAN FIDELITY ADMIN SERVICE LLC	5242	OUTSTANDING				\$ 106.28
Check # 24011	ACCOUNTS_PAYABLE BACKYARD TEAM APPAREL	6022	RECONCILED				\$ 880.00
Check # 24012	ACCOUNTS_PAYABLE BORNHORST ELECTRIC MOTOR SERVI	4755	RECONCILED				\$ 232.72
Check # 24013	ACCOUNTS_PAYABLE COCA-COLA BOTTLING CO.	184	RECONCILED				\$ 233.25
Check # 24014	ACCOUNTS_PAYABLE COUNCIL ON RURAL SERVICE PRGRM	4406	OUTSTANDING				\$ 1,120.00
Check # 24015	ACCOUNTS_PAYABLE DARKE COUNTY EDUCATIONAL	231	RECONCILED				\$ 36,963.61
Check # 24016	ACCOUNTS_PAYABLE DIRECT ENERGY BUSINESS	5232	RECONCILED				\$ 2,299.88
Check # 24017	ACCOUNTS_PAYABLE FRIZZELL, KORRY	300232	RECONCILED				\$ 65.00
Check # 24018	ACCOUNTS_PAYABLE HAUER'S MUSIC HOUSE, INC.	2664	RECONCILED				\$ 313.53
Check # 24019	ACCOUNTS_PAYABLE JOANIES FLORAL DESIGN	2684	RECONCILED				\$ 12.50
Check # 24020	ACCOUNTS_PAYABLE MIAMI COUNTY TREASURER	413	RECONCILED				\$ 83.35
Check # 24021	ACCOUNTS_PAYABLE NATIONAL FFA ORGANIZATION	5300	RECONCILED				\$ 71.50
Check # 24022	ACCOUNTS_PAYABLE PATTY'S IGA INC.	471	RECONCILED				\$ 8.58
Check # 24023	ACCOUNTS_PAYABLE PENDERGAST, SHAWN	300268	OUTSTANDING				



Reporting Period: January 2021 (FY 2021)

2/1/21 1:39 PM

Start Date: 01/01/2021

End Date: 01/31/2021

## BRADFORD BOARD OF EDUCATION Detailed Check Register

Line #	Description	PO #	Invoice #	Date	Void Date	Account Code	Amount
							\$ 65.00
Check # 24024	ACCOUNTS_PAYABLE PIQUA BATTERY 1834 RECONCILED						
							\$ 53.06
Check # 24025	ACCOUNTS_PAYABLE ROGERS, REESE 300322 OUTSTANDING						
							\$ 40.00
Check # 24026	ACCOUNTS_PAYABLE RUMPKE OF OHIO 1265 RECONCILED						
							\$ 640.58
Check # 24027	ACCOUNTS_PAYABLE SANDERS, BRAYDEN 71931 RECONCILED						
							\$ 1,500.00
Check # 24028	ACCOUNTS_PAYABLE SANDERS, BRAYDEN 71930 RECONCILED						
							\$ 500.00
Check # 24029	ACCOUNTS_PAYABLE SANDERS, BRAYDEN 71929 RECONCILED						
							\$ 1,000.00
Check # 24030	ACCOUNTS_PAYABLE SC STRATEGIC SOLUTIONS 6040 RECONCILED						
							\$ 5,429.36
Check # 24031	ACCOUNTS_PAYABLE SHERWIN WILLIAMS 2092 RECONCILED						
							\$ 553.10
Check # 24032	ACCOUNTS_PAYABLE SMITH, RODNEY 300075 VOID						
							\$ 40.00
Check # 24033	ACCOUNTS_PAYABLE Stillwater Equipment Repair LLC 6224 OUTSTANDING						
							\$ 974.04
Check # 24034	ACCOUNTS_PAYABLE TIME WARNER CABLE 3675 RECONCILED						
							\$ 731.13
Check # 24035	ACCOUNTS_PAYABLE TIMMERMAN, SARA 4654 OUTSTANDING						
							\$ 450.00
Check # 24036	ACCOUNTS_PAYABLE VARTEK SERVICES, INC 3622 RECONCILED						
							\$ 7,059.00
Check # 24037	ACCOUNTS_PAYABLE VECTREN ENERGY DELIVERY 3643 RECONCILED						
							\$ 1,300.44
Check # 24038	ACCOUNTS_PAYABLE VILLAGE OF BRADFORD 593 RECONCILED						
							\$ 20.00
Check # 24039	ACCOUNTS_PAYABLE WAHRHAFTIG, MATT 300113 VOID						
							\$ 65.00
Check # 24040	ACCOUNTS_PAYABLE WALMART 1779 RECONCILED						
							\$ 106.36

Reporting Period: January 2021 (FY 2021)

2/1/21 1:39 PM

Start Date: 01/01/2021

End Date: 01/31/2021

## BRADFORD BOARD OF EDUCATION Detailed Check Register

Line #	Description	PO #	Invoice #	Date	Void Date	Account Code	Amount
Check # 24041	ACCOUNTS_PAYABLE WESWURD 4804		OUTSTANDING				\$ 180.00
Check # 24042	ACCOUNTS_PAYABLE WILSON MEMORIAL HOSPITAL 5012		RECONCILED				\$ 100.00
Check # 24043	ACCOUNTS_PAYABLE YINGST, CRYSTAL 4954		RECONCILED				\$ 352.50
Check # 24044	ACCOUNTS_PAYABLE BRADFORD CAFETERIA 800400		OUTSTANDING				\$ 808.00
Check # 24045	ACCOUNTS_PAYABLE SILER, JON 300107		RECONCILED				\$ 65.00
Check # 24046	ACCOUNTS_PAYABLE STICKEL, STEVEN 300301		OUTSTANDING				\$ 40.00
Check # 24047	ACCOUNTS_PAYABLE BECKSTEDT, CHRIS 300307		OUTSTANDING				\$ 105.00
Check # 24048	ACCOUNTS_PAYABLE LOEB, BROOKS 300143		OUTSTANDING				\$ 65.00
Check # 24049	ACCOUNTS_PAYABLE ORDEAN, CHIP 300006		OUTSTANDING				\$ 65.00
Check # 24050	ACCOUNTS_PAYABLE SMILEY, DAN 300083		OUTSTANDING				\$ 40.00
Check # 24051	ACCOUNTS_PAYABLE BRADFORD BOARD OF 132		RECONCILED				\$ 21,548.44
Check # 24052	ACCOUNTS_PAYABLE AMERICAN FIDELITY ASSURANCE 3970		OUTSTANDING				\$ 2,275.78
Check # 24053	ACCOUNTS_PAYABLE AMERICAN FIDELITY ASSURANCE 4967		OUTSTANDING				\$ 1,163.26
Check # 24054	ACCOUNTS_PAYABLE BISTREK, SCOTT 300097		OUTSTANDING				\$ 65.00
Check # 24055	ACCOUNTS_PAYABLE COWLES, ROBERT 300316		OUTSTANDING				\$ 65.00
Check # 24056	ACCOUNTS_PAYABLE STUPP, CLAY 300269		OUTSTANDING				\$ 65.00
Check # 24057	ACCOUNTS_PAYABLE BARGA, BILL 300236		OUTSTANDING				\$ 65.00
Check # 24058	ACCOUNTS_PAYABLE CAUDILL, CORY 300310		OUTSTANDING				\$ 65.00

Reporting Period: January 2021 (FY 2021)

2/1/21 1:39 PM

Start Date: 01/01/2021

End Date: 01/31/2021

**BRADFORD BOARD OF EDUCATION**  
**Detailed Check Register**

Line #	Description	PO #	Invoice #	Date	Void Date	Account Code	Amount
	Check # 24059 ACCOUNTS_PAYABLE GILBERT, JAMES 300004 OUTSTANDING						\$ 40.00
	Check # 24060 ACCOUNTS_PAYABLE LOEB, BROOKS 300143 OUTSTANDING						\$ 60.00
	Check # 24061 ACCOUNTS_PAYABLE MAXSON, ROBERT 300324 OUTSTANDING						\$ 65.00
	Check # 24062 ACCOUNTS_PAYABLE ROBBINS, JOHN 300257 OUTSTANDING						\$ 65.00
	Check # 24063 ACCOUNTS_PAYABLE SHADE, CLAY 300295 OUTSTANDING						\$ 100.00
	Check # 24064 ACCOUNTS_PAYABLE SMILEY, DAN 300083 OUTSTANDING						\$ 40.00
	Check # 24065 ACCOUNTS_PAYABLE TURNER, JOE 300092 OUTSTANDING						\$ 40.00
	Check # 24066 ACCOUNTS_PAYABLE WATKINS, JIM 300325 OUTSTANDING						\$ 65.00
	Check # 24067 ACCOUNTS_PAYABLE WILSON, DARRYL 300132 OUTSTANDING						\$ 65.00
	<b>Grand Total</b>						<b>\$ 326,005.30</b>

## BRADFORD BOARD OF EDUCATION APPCOM Similar Report

		Initial Cash	Prior Year Encumbrance	FYTDReceivable	FYTDAppropriated	FYTD Received	Cash+Rcvbl-CO-App
Fund:	001	\$ 7,355,961.72	\$ 522,444.09	\$ 6,784,643.36	\$ 8,253,218.80	\$ 4,267,658.63	\$ 5,364,942.19
Fund:	002	\$ 126,247.89	\$ 0.00	\$ 97,270.00	\$ 121,835.00	\$ 39,297.97	\$ 101,682.89
Fund:	003	\$ 441,263.90	\$ 0.00	\$ 0.00	\$ 0.00	\$ 0.00	\$ 441,263.90
Fund:	006	\$ 85,800.79	\$ 700.00	\$ 230,118.10	\$ 272,255.00	\$ 102,282.63	\$ 42,963.89
Fund:	007	\$ 47,192.06	\$ 17,375.00	\$ 5,500.00	\$ 6,500.00	\$ 5,400.00	\$ 28,817.06
Fund:	008	\$ 53,556.87	\$ 1,000.00	\$ 400.00	\$ 1,000.00	\$ 65.67	\$ 51,956.87
Fund:	009	\$ 4,355.47	\$ 1,641.10	\$ 5,060.00	\$ 4,000.00	\$ 2,198.50	\$ 3,774.37
Fund:	018	\$ 35,555.15	\$ 0.00	\$ 16,580.00	\$ 21,420.00	\$ 3,149.05	\$ 30,715.15
Fund:	019	\$ 38,284.63	\$ 0.00	\$ 11,630.00	\$ 39,140.13	\$ 18,230.97	\$ 10,774.50
Fund:	022	\$ 905.84	\$ 0.00	\$ 0.00	\$ 300.00	\$ 0.00	\$ 605.84
Fund:	034	\$ 528,140.45	\$ 0.00	\$ 43,842.20	\$ 10,350.00	\$ 8,813.13	\$ 561,632.65
Fund:	200	\$ 33,387.03	\$ 2,562.00	\$ 39,330.00	\$ 37,050.00	\$ 27,946.50	\$ 33,105.03
Fund:	300	\$ 13,164.99	\$ 3,414.08	\$ 87,562.00	\$ 91,509.00	\$ 71,999.29	\$ 5,803.91
Fund:	451	\$ 0.00	\$ 0.00	\$ 3,600.00	\$ 3,600.00	\$ 5,400.00	\$ 0.00
Fund:	467	\$ 135,598.11	\$ 0.00	\$ 224,869.01	\$ 136,644.00	\$ 112,435.00	\$ 223,823.12
Fund:	499	\$ 40,000.00	\$ 40,000.00	\$ 0.00	\$ 0.00	\$ 100,000.00	\$ 0.00
Fund:	507	\$ 0.00	\$ 0.00	\$ 97,994.64	\$ 97,994.64	\$ 191,271.85	\$ 0.00
Fund:	510	\$ 0.00	\$ 0.00	\$ 28,563.63	\$ 28,563.63	\$ 56,526.06	\$ 0.00
Fund:	516	\$ 0.00	\$ 0.00	\$ 108,886.62	\$ 108,886.62	\$ 149,241.24	\$ 0.00
Fund:	572	\$ 1,234.36	\$ 0.00	\$ 115,613.51	\$ 115,613.51	\$ 99,567.09	\$ 1,234.36
Fund:	587	\$ 0.00	\$ 0.00	\$ 886.52	\$ 875.56	\$ 10.96	\$ 10.96
Fund:	590	\$ 0.00	\$ 0.00	\$ 16,457.26	\$ 16,457.26	\$ 11,994.66	\$ 0.00
Fund:	599	\$ 6,125.19	\$ 24.64	\$ 493,747.50	\$ 453,966.44	\$ 218,811.02	\$ 45,881.61
<b>Grand Total</b>		<b>\$ 8,946,774.45</b>	<b>\$ 589,160.91</b>	<b>\$ 8,412,554.35</b>	<b>\$ 9,821,179.59</b>	<b>\$ 5,492,300.22</b>	<b>\$ 6,948,988.30</b>

**BRADFORD BOARD OF EDUCATION**  
**Transfer Advance Summary**

Fund	Sec	Description	Transfers In	Transfers Out	Transfer Variance	Advances In	Advances Out	Advance Variance
001	0000	GENERAL FUND	\$ 0.00	\$ 20,000.00	\$ (20,000.00)	\$ 0.00	\$ 526,193.60	\$ (526,193.60)
300	9500	ATHLETIC DIRECTOR	20,000.00	0.00	20,000.00	20,000.00	0.00	20,000.00
587	9120	RESTORATION GRANT 2019-2020	0.00	0.00	0.00	0.00	0.00	0.00
599	9120	STRIVING READERS GRANT 2019-2020	0.00	0.00	0.00	20,000.00	0.00	20,000.00
572	9021	TITLE ONE 2019-2020 SCHOOL YEAR	0.00	0.00	0.00	25,000.00	0.00	25,000.00
599	9021	TITLE IV FOR THE 2019-2020 SCHOOL YEAR	0.00	0.00	0.00	10,000.00	0.00	10,000.00
516	9021	TITLE 6B GRANT FOR 2019-2020	0.00	0.00	0.00	108,886.62	0.00	108,886.62
451	9021	TELECOMMUNICATIONS 2019-2020	0.00	0.00	0.00	3,600.00	0.00	3,600.00
507	9021	ESSER Grant (cares act)	0.00	0.00	0.00	97,994.64	0.00	97,994.64
599	9121	MISCELLANEOUS FED. GRANT FUND	0.00	0.00	0.00	50,000.00	0.00	50,000.00
510	9021	CORONA VIRUS RELIEF FUND FOR SCHOOLS	0.00	0.00	0.00	21,893.00	0.00	21,893.00
599	9821	MISCELLANEOUS FED. GRANT FUND	0.00	0.00	0.00	20,000.00	0.00	20,000.00
599	9221	MISCELLANEOUS FED. GRANT FUND	0.00	0.00	0.00	40,000.00	0.00	40,000.00
510	9223	Broadband Ohio Connectivity Grant	0.00	0.00	0.00	6,670.46	0.00	6,670.46
572	9121	TITLE I DISADVANTAGED CHILDREN	0.00	0.00	0.00	2,148.88	0.00	2,148.88
499	9021	MISCELLANEOUS STATE GRANT FUND	0.00	0.00	0.00	100,000.00	0.00	100,000.00
<b>Grand Total</b>			<b>\$ 20,000.00</b>	<b>\$ 20,000.00</b>	<b>\$ 0.00</b>	<b>\$ 526,193.60</b>	<b>\$ 526,193.60</b>	<b>\$ 0.00</b>

## BRADFORD BOARD OF EDUCATION Transfer Advance Activity Report

Reference #	Date	Item Description	Full Account Code	Type	Received Amount	Expended Amount
<b>Cash Account: 001-0000</b>						
118	7/31/2020	to advance money for the Cares Act expenditures	001-7410-921-0000-000000-000-00-000	ADVANCE		\$ 97,994.64
121	7/31/2020	Striving Readers Grant Advance for 599-9120	001-7410-921-0000-000000-000-00-000	ADVANCE		20,000.00
119	7/31/2020	To advance money into Title 6B Grant	001-7410-921-0000-000000-000-00-000	ADVANCE		108,886.62
120	7/31/2020	to advance money into the Title IVA Grant	001-7410-921-0000-000000-000-00-000	ADVANCE		10,000.00
122	8/1/2020	advance to Athletic Fund 300-9500 per reference 052-2020	001-7410-921-0000-000000-000-00-000	ADVANCE		20,000.00
123	8/10/2020	Transfer to athletic department from the 08/10/2020 board meeting	001-7200-911-0000-000000-000-00-000	TRANSFER		20,000.00
123	8/31/2020	payback 052-2020	001-5220-0000-000000-010		10.96	
124	9/14/2020	repay per Res No 070-2020	001-5220-0000-000000-000		20,000.00	
128	9/14/2020	Board Resolution 070-2020 advance from General fund for cash flow	001-7410-921-0000-000000-000-00-000	ADVANCE		50,000.00
126	9/14/2020	Board Resolution 070-2020 advance from General fund for cash flow	001-7410-921-0000-000000-000-00-000	ADVANCE		6,670.46
127	9/14/2020	Board Resolution 070-2020 advance from General fund for cash flow	001-7410-921-0000-000000-000-00-000	ADVANCE		25,000.00
125	9/14/2020	Board Resolution 070-2020 advance from General fund for cash flow	001-7410-921-0000-000000-000-00-000	ADVANCE		21,893.00
129	9/14/2020	Board Resolution 070-2020 advance from General fund for cash flow	001-7410-921-0000-000000-000-00-000	ADVANCE		20,000.00
132	10/12/2020	Board Resolution 076-2020 advance from General fund for cash flow	001-7410-921-0000-000000-000-00-000	ADVANCE		90,000.00
133	10/12/2020	Board Resolution 076-2020 advance from General fund for cash flow	001-7410-921-0000-000000-000-00-000	ADVANCE		40,000.00
130	10/12/2020	Board Resolution 076-2020 advance from General fund for cash flow	001-7410-921-0000-000000-000-00-000	ADVANCE		3,600.00
131	10/12/2020	Board Resolution 076-2020 advance from General fund for cash flow	001-7410-921-0000-000000-000-00-000	ADVANCE		2,148.88
134	11/16/2020	Board Resolution 086-2020 advance from General fund for cash flow	001-7410-921-0000-000000-000-00-000	ADVANCE		10,000.00
					<b>\$ 20,010.96</b>	<b>\$ 546,193.60</b>
<b>Cash Account: 300-9500</b>						
122	8/1/2020	advance to Athletic Fund 300-9500 per reference 052-2020	300-5210-9500-000000-000	ADVANCE	20,000.00	
123	8/10/2020	Transfer to athletic department from the 08/10/2020 board meeting	300-5100-9500-000000-000	TRANSFER	20,000.00	
124	9/14/2020	repay per Res No 070-2020	300-7420-922-9500-000000-000-00-000			20,000.00
					<b>\$ 40,000.00</b>	<b>\$ 20,000.00</b>
<b>Cash Account: 451-9021</b>						
130	10/12/2020	Board Resolution 076-2020 advance from General fund for cash flow	451-5210-9021-000000-000	ADVANCE	3,600.00	
					<b>\$ 3,600.00</b>	

## BRADFORD BOARD OF EDUCATION Transfer Advance Activity Report

Reference #	Date	Item Description	Full Account Code	Type	Received Amount	Expended Amount
<b>Cash Account:</b>	<b>499-9021</b>					
132	10/12/2020	Board Resolution 076-2020 advance from General fund for cash flow	499-5210-9021-000000-000	ADVANCE	\$ 90,000.00	
134	11/16/2020	Board Resolution 086-2020 advance from General fund for cash flow	499-5210-9021-000000-000	ADVANCE	10,000.00	
					<b>\$ 100,000.00</b>	
<b>Cash Account:</b>	<b>507-9021</b>					
118	7/31/2020	to advance money for the Cares Act expenditures	507-5210-9021-000000-040	ADVANCE	97,994.64	
					<b>\$ 97,994.64</b>	
<b>Cash Account:</b>	<b>510-9021</b>					
125	9/14/2020	Board Resolution 070-2020 advance from General fund for cash flow	510-5210-9021-000000-040	ADVANCE	21,893.00	
					<b>\$ 21,893.00</b>	
<b>Cash Account:</b>	<b>510-9223</b>					
126	9/14/2020	Board Resolution 070-2020 advance from General fund for cash flow	510-5210-9223-000000-040	ADVANCE	6,670.46	
					<b>\$ 6,670.46</b>	
<b>Cash Account:</b>	<b>516-9021</b>					
119	7/31/2020	To advance money into Title 6B Grant	516-5210-9021-000000-040	ADVANCE	108,886.62	
					<b>\$ 108,886.62</b>	
<b>Cash Account:</b>	<b>572-9021</b>					
127	9/14/2020	Board Resolution 070-2020 advance from General fund for cash flow	572-5210-9021-000000-010	ADVANCE	25,000.00	
					<b>\$ 25,000.00</b>	
<b>Cash Account:</b>	<b>572-9121</b>					
131	10/12/2020	Board Resolution 076-2020 advance from General fund for cash flow	572-5210-9121-000000-030	ADVANCE	2,148.88	
					<b>\$ 2,148.88</b>	
<b>Cash Account:</b>	<b>587-9120</b>					
123	8/31/2020	payback 052-2020	587-7420-922-9120-000000-000-00-000			10.96
						<b>\$ 10.96</b>
<b>Cash Account:</b>	<b>599-9021</b>					
120	7/31/2020	to advance money into the Title IVA Grant	599-5210-9021-000000-040	ADVANCE	10,000.00	
					<b>\$ 10,000.00</b>	
<b>Cash Account:</b>	<b>599-9120</b>					
121	7/31/2020	Striving Readers Grant Advance for 599-9120	599-5210-9120-000000-010	ADVANCE	20,000.00	
					<b>\$ 20,000.00</b>	
<b>Cash Account:</b>	<b>599-9121</b>					
128	9/14/2020	Board Resolution 070-2020 advance from General fund for cash flow	599-5210-9121-000000-010	ADVANCE	50,000.00	
					<b>\$ 50,000.00</b>	

Reporting Period: January 2021 (FY 2021)

2/1/21 1:47 PM

Start Date: 07/01/2020

End Date: 01/31/2021

## BRADFORD BOARD OF EDUCATION Transfer Advance Activity Report

Reference #	Date	Item Description	Full Account Code	Type	Received Amount	Expended Amount
<b>Cash Account:</b> 133	<b>599-9221</b> 10/12/2020	Board Resolution 076-2020 advance from General fund for cash flow	599-5210-9221-000000-010	ADVANCE	\$ 40,000.00	
					<b>\$ 40,000.00</b>	
<b>Cash Account:</b> 129	<b>599-9821</b> 9/14/2020	Board Resolution 070-2020 advance from General fund for cash flow	599-5210-9821-000000-040	ADVANCE	20,000.00	
					<b>\$ 20,000.00</b>	
<b>Grand Total</b>					<b>\$ 566,204.56</b>	<b>\$ 566,204.56</b>



## BRADFORD BOARD OF EDUCATION SSDT Negative Budget Report

Full Account Code	Description	FYTD Expendable	MTD Expended	FYTD Expended	Current Encumbrance	FYTD Unencumbered
<b>Fund: 001</b>						
<b>Fund-SCC: 001-0000</b>						
001-7410-921-0000-000000-000-00-000	ADVANCES OUT	\$ 0.00	\$ 0.00	\$ 526,193.60	\$ 0.00	\$ (526,193.60)
		<b>\$ 0.00</b>	<b>\$ 0.00</b>	<b>\$ 526,193.60</b>	<b>\$ 0.00</b>	<b>\$ (526,193.60)</b>
		<b>\$ 0.00</b>	<b>\$ 0.00</b>	<b>\$ 526,193.60</b>	<b>\$ 0.00</b>	<b>\$ (526,193.60)</b>
<b>Fund: 300</b>						
<b>Fund-SCC: 300-9500</b>						
300-7420-922-9500-000000-000-00-000	ADVANCE RETURN	0.00	0.00	20,000.00	0.00	(20,000.00)
		<b>\$ 0.00</b>	<b>\$ 0.00</b>	<b>\$ 20,000.00</b>	<b>\$ 0.00</b>	<b>\$ (20,000.00)</b>
		<b>\$ 0.00</b>	<b>\$ 0.00</b>	<b>\$ 20,000.00</b>	<b>\$ 0.00</b>	<b>\$ (20,000.00)</b>
<b>Fund: 587</b>						
<b>Fund-SCC: 587-9120</b>						
587-7420-922-9120-000000-000-00-000	Payback restoration grant advance	0.00	0.00	10.96	0.00	(10.96)
		<b>\$ 0.00</b>	<b>\$ 0.00</b>	<b>\$ 10.96</b>	<b>\$ 0.00</b>	<b>\$ (10.96)</b>
		<b>\$ 0.00</b>	<b>\$ 0.00</b>	<b>\$ 10.96</b>	<b>\$ 0.00</b>	<b>\$ (10.96)</b>
<b>Grand Total</b>		<b>\$ 0.00</b>	<b>\$ 0.00</b>	<b>\$ 546,204.56</b>	<b>\$ 0.00</b>	<b>\$ (546,204.56)</b>

## BRADFORD BOARD OF EDUCATION Appropriation Summary Report

Full Account Code	Description	FYTD Appropriated	Prior Year Encumbrance	FYTD Expendable	FYTD Expended	MTD Expended	Encumbrance	FYTD Unencumbered	Percent Expended/Encumbered
<b>Fund:</b>	<b>001</b>								
001-1100-100-0000	GENERAL REG INSTRUCTION PERSONAL SERV-SALARY	\$ 2,261,227.71	\$ 0.00	\$ 2,261,227.71	\$ 1,094,641.06	\$ 146,245.74	\$ 0.00	\$ 1,166,586.65	48.41 %
001-1100-200-0000	GENERAL REG INSTRUCTION EMPLOYEES RETIRE/INSU	762,909.79	3,653.43	766,563.22	432,594.82	68,597.72	6,434.84	327,533.56	57.27
001-1100-400-0000	GENERAL REG INSTRUCTION PURCHASED SERV	535,228.27	675.98	535,904.25	271,010.41	40,089.97	35,152.50	229,741.34	57.13
001-1100-500-0000	GENERAL REG INSTRUCTION SUPPLY/MATERIAL	64,386.65	5,220.69	69,607.34	45,274.90	316.45	4,018.73	20,313.71	70.82
001-1100-500-9121	GENERAL REG INSTRUCTION SUPPLY/MATERIAL	20,750.00	362.53	21,112.53	10,846.27	0.00	994.24	9,272.02	56.08
001-1100-600-0000	GENERAL REG INSTRUCTION CAPITAL OUTLAY	6,799.84	0.00	6,799.84	2,468.69	0.00	0.00	4,331.15	36.31
001-1100-600-9121	USASCN	2,000.00	0.00	2,000.00	0.00	0.00	0.00	2,000.00	0.00
001-1100-800-0000	GENERAL REG INSTRUCTION MISCELLANEOUS OBJECT	21,245.00	0.00	21,245.00	16,228.64	0.00	0.00	5,016.36	76.39
001-1200-100-0000	GENERAL SPEC INSTRUCT PERSONAL SERV-SALARY	430,629.71	0.00	430,629.71	239,360.04	31,804.00	0.00	191,269.67	55.58
001-1200-100-9920	GENERAL SPECIAL INSTRUCTION PERSONAL SERVICES - SALARIES	23,000.00	0.00	23,000.00	22,660.24	0.00	0.00	339.76	98.52
001-1200-200-0000	GENERAL SPEC INSTRUCT EMPLOYEES RETIRE/INSUR	213,815.74	0.00	213,815.74	120,744.41	19,226.04	483.24	92,588.09	56.70
001-1200-200-9021	GENERAL SPECIAL INSTRUCTION EMPLOYEES RETIRE. & INSUR. BEN	200.00	0.00	200.00	0.00	0.00	0.00	200.00	0.00
001-1200-200-9920	GENERAL SPEC INSTRUCT EMPLOYEES RETIRE/INSUR	6,891.52	0.00	6,891.52	5,378.68	0.00	0.00	1,512.84	78.05
001-1200-400-0000	GENERAL SPEC INSTRUCT PURCHASED SERV	385,600.00	75,801.35	461,401.35	93,116.98	6,055.55	159,410.78	208,873.59	54.73
001-1200-500-0000	GENERAL SPEC INSTRUCT SUPPLY/MATERIAL	2,050.00	100.00	2,150.00	290.75	0.00	700.34	1,158.91	46.10
001-1200-	GENERAL SPEC	500.00	0.00	500.00	0.00	0.00	0.00	500.00	0.00

## BRADFORD BOARD OF EDUCATION Appropriation Summary Report

Full Account Code	Description	FYTD Appropriated	Prior Year Encumbrance	FYTD Expendable	FYTD Expended	MTD Expended	Encumbrance	FYTD Unencumbered	Percent Expended/Encumbered
600-0000	INSTRUCT CAPITAL OUTLAY								
001-1200-600-9122	GENERAL SPEC INSTRUCT CAPITAL OUTLAY	\$ 400.00	\$ 349.24	\$ 749.24	\$ 410.49	\$ 0.00	\$ 0.00	\$ 338.75	54.79 %
001-1200-800-0000	GENERAL SPEC INSTRUCT MISCELLANEOUS OBJECT	500.00	0.00	500.00	0.00	0.00	0.00	500.00	0.00
001-1900-100-0000	GENERAL OTHER INSTRUCTION PERSONAL SERV-SALAR	1,633.70	0.00	1,633.70	0.00	0.00	0.00	1,633.70	0.00
001-1900-200-0000	GENERAL OTHER INSTRUCTION EMPLOYEES RETIRE/IN	244.30	0.00	244.30	0.19	0.07	1.56	242.55	0.72
001-2100-100-0000	GENERAL SUPPORT SERV-PUPILS PERSONAL SERV-SAL	120,367.49	0.00	120,367.49	66,320.36	8,751.21	0.00	54,047.13	55.10
001-2100-200-0000	GENERAL SUPPORT SERV-PUPILS EMPLOYEES RETIRE/	36,940.87	0.00	36,940.87	20,476.72	2,876.23	123.42	16,340.73	55.77
001-2100-400-0000	GENERAL SUPPORT SERV-PUPILS PURCHASED SERV	442,324.87	24,350.78	466,675.65	162,836.95	42,114.67	193,290.72	110,547.98	76.31
001-2100-500-0000	GENERAL SUPPORT SERV-PUPILS SUPPLY/MATERIAL	18,000.54	0.00	18,000.54	115.30	0.00	720.58	17,164.66	4.64
001-2100-600-0000	GENERAL SUPPORT SERV-PUPILS CAPITAL OUTLAY	1,602.91	0.00	1,602.91	819.00	0.00	0.00	783.91	51.09
001-2100-600-9122	GENERAL SUPPORT SERV-PUPILS CAPITAL OUTLAY	250.00	0.00	250.00	0.00	0.00	0.00	250.00	0.00
001-2100-800-0000	GENERAL SUPPORT SERV-PUPILS MISCELLANEOUS OBJ	0.00	3,340.40	3,340.40	3,340.40	0.00	0.00	0.00	100.00
001-2200-100-0000	GENERAL SUPP SERV-INSTRUCT STAFF PERSONAL SER	27,623.41	0.00	27,623.41	13,260.03	1,769.57	0.00	14,363.38	48.00
001-2200-100-9021	GENERAL SUPP SERV-INSTRUCTIONAL STAFF PERSONAL SERVICES - SALARIES	5,500.00	0.00	5,500.00	0.00	0.00	0.00	5,500.00	0.00
001-2200-200-0000	GENERAL SUPP SERV-INSTRUCT STAFF EMPLOYEES RE	26,740.52	0.00	26,740.52	(1,283.65)	1,805.65	26.94	27,997.23	(4.70)
001-2200-200-9021	GENERAL SUPP SERV-INSTRUCTIONAL STAFF EMPLOYEES RETIRE. & INSUR. BEN	2,280.00	0.00	2,280.00	0.00	0.00	0.00	2,280.00	0.00

## BRADFORD BOARD OF EDUCATION Appropriation Summary Report

Full Account Code	Description	FYTD Appropriated	Prior Year Encumbrance	FYTD Expendable	FYTD Expended	MTD Expended	Encumbrance	FYTD Unencumbered	Percent Expended/Encumbered
001-2200-400-0000	GENERAL SUPP SERV- INSTRUCT STAFF PURCHASED SE	\$ 120,802.39	\$ 6,873.38	\$ 127,675.77	\$ 73,962.83	\$ 8,680.51	\$ 41,982.29	\$ 11,730.65	90.81 %
001-2200-400-9139	GENERAL SUPP SERV- INSTRUCT STAFF PURCHASED SE	11,200.00	0.00	11,200.00	0.00	0.00	0.00	11,200.00	0.00
001-2200-500-0000	GENERAL SUPP SERV- INSTRUCT STAFF SUPPLY/MATER	13,086.46	491.03	13,577.49	3,907.23	0.00	1,740.45	7,929.81	41.60
001-2200-500-9121	GENERAL SUPP SERV- INSTRUCT STAFF SUPPLY/MATER	500.00	0.00	500.00	446.43	0.00	0.00	53.57	89.29
001-2200-600-0000	GENERAL SUPP SERV- INSTRUCT STAFF CAPITAL OUTL	6,000.00	0.00	6,000.00	2,420.92	654.03	0.00	3,579.08	40.35
001-2200-600-9121	GENERAL SUPP SERV- INSTRUCT STAFF CAPITAL OUTL	6,000.00	0.00	6,000.00	0.00	0.00	0.00	6,000.00	0.00
001-2200-600-9122	GENERAL SUPP SERV- INSTRUCT STAFF CAPITAL OUTL	20,000.00	29,302.30	49,302.30	29,302.30	0.00	0.00	20,000.00	59.43
001-2200-800-0000	GENERAL SUPP SERV- INSTRUCT STAFF MISCELLANEOU	200.00	0.00	200.00	0.00	0.00	200.00	0.00	100.00
001-2300-100-0000	GENERAL SUPPORT SERV-BD OF EDUC PERSONAL SERV	7,500.00	0.00	7,500.00	3,750.00	0.00	0.00	3,750.00	50.00
001-2300-200-0000	GENERAL SUPPORT SERV-BD OF EDUC EMPLOYEES RET	1,155.00	0.00	1,155.00	529.73	0.37	8.10	617.17	46.57
001-2300-400-0000	GENERAL SUPPORT SERV-BD OF EDUC PURCHASED SER	13,600.00	0.00	13,600.00	3,619.00	0.00	1,556.00	8,425.00	38.05
001-2300-500-0000	GENERAL SUPPORT SERV-BD OF EDUC SUPPLY/MATERI	3,000.00	589.00	3,589.00	298.05	0.00	397.11	2,893.84	19.37
001-2300-800-0000	GENERAL SUPPORT SERV-BD OF EDUC MISCELLANEOUS	12,438.67	0.00	12,438.67	4,170.41	67.41	6,179.00	2,089.26	83.20
001-2400-100-0000	GENERAL SUPPORT SERV-ADMIN PERSONAL SERV-SALA	536,074.48	0.00	536,074.48	300,810.95	39,951.88	0.00	235,263.53	56.11
001-2400-200-0000	GENERAL SUPPORT SERV-ADMIN EMPLOYEES RETIRE/I	245,964.65	0.00	245,964.65	134,344.01	22,154.96	554.46	111,066.18	54.84
001-2400-400-0000	GENERAL SUPPORT SERV-ADMIN PURCHASED SERV	127,040.62	116,141.02	243,181.64	26,932.85	7,880.85	169,319.86	46,928.93	80.70
001-2400-500-0000	GENERAL SUPPORT SERV-ADMIN	6,244.50	210.00	6,454.50	581.35	0.00	4,034.29	1,838.86	71.51

## BRADFORD BOARD OF EDUCATION Appropriation Summary Report

Full Account Code	Description	FYTD Appropriated	Prior Year Encumbrance	FYTD Expendable	FYTD Expended	MTD Expended	Encumbrance	FYTD Unencumbered	Percent Expended/Encumbered
	SUPPLY/MATERIAL								
001-2400-600-0000	GENERAL SUPPORT SERV-ADMIN CAPITAL OUTLAY	\$ 786.17	\$ 0.00	\$ 786.17	\$ 134.99	\$ 0.00	\$ 0.00	\$ 651.18	17.17 %
001-2400-600-9122	GENERAL SUPPORT SERV-ADMIN CAPITAL OUTLAY	3,000.00	0.00	3,000.00	99.99	0.00	129.99	2,770.02	7.67
001-2400-800-0000	GENERAL SUPPORT SERV-ADMIN MISCELLANEOUS OBJE	2,782.75	0.00	2,782.75	1,463.81	0.00	288.01	1,030.93	62.95
001-2400-800-9318	GENERAL SUPPORT SERV- ADMINISTRATIVE MISCELLANEOUS OBJECTS	50.00	0.00	50.00	50.00	0.00	0.00	0.00	100.00
001-2500-100-0000	GENERAL FISCAL PERSONAL SERV-SALARY	163,989.65	0.00	163,989.65	89,915.03	11,982.86	0.00	74,074.62	54.83
001-2500-200-0000	GENERAL FISCAL EMPLOYEES RETIRE/INSUR BEN	69,228.62	0.00	69,228.62	39,158.67	6,351.17	165.54	29,904.41	56.80
001-2500-400-0000	GENERAL FISCAL PURCHASED SERV	53,562.74	2,908.00	56,470.74	28,674.60	952.64	10,464.22	17,331.92	69.31
001-2500-500-0000	SUPPLIES - TREASURER OFFICE	6,593.92	416.08	7,010.00	452.21	0.00	2,486.83	4,070.96	41.93
001-2500-600-0000	NEW EQUIPMENT - TREASURER OFFICE	3,000.00	0.00	3,000.00	1,549.98	0.00	0.00	1,450.02	51.67
001-2500-800-0000	OTHER - TREASURER OFFICE	53,990.68	4,525.00	58,515.68	27,210.43	4,286.56	4,500.00	26,805.25	54.19
001-2500-800-9318	GENERAL FISCAL MISCELLANEOUS OBJECT	50.00	0.00	50.00	50.00	0.00	0.00	0.00	100.00
001-2700-100-0000	SALARY - OPERATION & MAINT. SERVICES	224,071.08	0.00	224,071.08	136,254.65	15,679.60	0.00	87,816.43	60.81
001-2700-200-0000	BENEFITS	65,569.31	0.00	65,569.31	42,113.41	9,655.15	241.20	23,214.70	64.60
001-2700-400-0000	PURCHASED SERVICES - MAINTENANCE	235,991.38	110,731.90	346,723.28	93,125.45	14,115.95	134,947.14	118,650.69	65.78
001-2700-500-0000	BUILDING SERVICES - SUPPLIES	58,750.00	10,322.67	69,072.67	25,074.24	2,062.11	38,853.08	5,145.35	92.55
001-2700-600-0000	NEW EQUIPMENT - MAINTENANCE	51,064.40	0.00	51,064.40	0.00	0.00	0.00	51,064.40	0.00
001-2700-600-9122	GENERAL OPERATION/MAINT OF PLANT CAPITAL OUTL	1,500.00	0.00	1,500.00	0.00	0.00	0.00	1,500.00	0.00
001-2700-800-0000	OTHER CUSTODIAL	7,901.05	0.00	7,901.05	283.35	83.35	6,216.65	1,401.05	82.27
001-2800-100-0000	SLARY BRADFORD BUS AIDE	85,937.13	0.00	85,937.13	39,021.73	6,285.86	0.00	46,915.40	45.41
001-2800-200-0000	BUS AIDES - FRINGE BENEFITS	69,791.43	737.75	70,529.18	32,792.19	6,757.51	3,404.14	34,332.85	51.32

## BRADFORD BOARD OF EDUCATION Appropriation Summary Report

Full Account Code	Description	FYTD Appropriated	Prior Year Encumbrance	FYTD Expendable	FYTD Expended	MTD Expended	Encumbrance	FYTD Unencumbered	Percent Expended/Encumbered
001-2800-400-0000	PURCHASED SERVICES - BUSES	\$ 90,457.86	\$ 15,764.36	\$ 106,222.22	\$ 12,755.98	\$ 1,924.04	\$ 45,327.99	\$ 48,138.25	54.68 %
001-2800-500-0000	SUPPLIES - BUSES	15,522.84	1,583.95	17,106.79	4,276.10	627.58	5,307.85	7,522.84	56.02
001-2800-600-0000	NEW EQUIPMENT - BUSES	726.72	0.00	726.72	0.00	0.00	0.00	726.72	0.00
001-2800-600-9122	GENERAL SUPPORT SERV-PUPIL TRANSPOR CAPITAL O	97,000.00	0.00	97,000.00	96,915.00	96,915.00	0.00	85.00	99.91
001-2800-600-9194	GENERAL PUPIL TRANSPOR PURCHAS SCHOOL BUS	4,000.00	0.00	4,000.00	0.00	0.00	0.00	4,000.00	0.00
001-2800-800-0000	OTHER - BUSES	8,500.00	0.00	8,500.00	7,711.21	0.00	0.00	788.79	90.72
001-2900-100-0000	GENERAL - SALARY - TECH/IAT	5,797.00	0.00	5,797.00	2,750.00	0.00	0.00	3,047.00	47.44
001-2900-200-0000	GENERAL - TECH/IAT - BENEFITS	484.30	0.00	484.30	429.38	0.27	6.00	48.92	89.90
001-2900-400-0000	GENERAL - OTHER DATA PROCESSING SERVICES	6,251.95	0.00	6,251.95	5,953.79	0.00	0.00	298.16	95.23
001-2900-500-0000	GENERAL TECHNOLOGY PROGRAM SUPPLIES	3,531.16	0.00	3,531.16	3,350.25	0.00	0.00	180.91	94.88
001-3100-200-0000	GENERAL FOOD SERV OPERATION EMPLOYEES RETIRE/	10.17	0.00	10.17	0.13	0.01	0.12	9.92	2.46
001-3100-200-9215	GENERAL FOOD SERV OPERATION EMPLOYEES RETIRE/	600.00	0.00	600.00	0.00	0.00	0.00	600.00	0.00
001-3200-800-0000	GENERAL COMMUNITY MISCELLANEOUS OBJECT	350.00	543.00	893.00	808.00	808.00	0.00	85.00	90.48
001-3400-100-0000	GENERAL SHARED SERVICES PERSONAL SERV-SALARY	5,200.00	0.00	5,200.00	620.50	252.00	0.00	4,579.50	11.93
001-3400-200-0000	GENERAL SHARED SERVICES EMPLOYEES RETIRE/INSU	810.36	0.00	810.36	260.43	39.08	3.30	546.63	32.54
001-3400-400-0000	GENERAL SHARED SERVICES PURCHASED SERV	5,000.00	0.00	5,000.00	0.00	0.00	0.00	5,000.00	0.00
001-3400-500-0000	GENERAL SHARED SERVICES SUPPLY/MATERIAL	500.00	0.00	500.00	93.94	0.00	75.02	331.04	33.79
001-3400-800-0000	GENERAL SHARED SERVICES MISCELLANEOUS OBJECT	21,316.62	0.00	21,316.62	12,069.41	3,387.12	0.00	9,247.21	56.62
001-4100-100-0000	GENERAL ACADEMIC/SUBJECT ORIENTED PERSONAL SE	5,359.59	0.00	5,359.59	2,542.50	0.00	0.00	2,817.09	47.44

## BRADFORD BOARD OF EDUCATION Appropriation Summary Report

Full Account Code	Description	FYTD Appropriated	Prior Year Encumbrance	FYTD Expendable	FYTD Expended	MTD Expended	Encumbrance	FYTD Unencumbered	Percent Expended/Encumbered
001-4100-200-0000	GENERAL ACADEMIC/SUBJECT ORIENTED EMPLOYEES R	\$ 427.82	\$ 0.00	\$ 427.82	\$ 397.89	\$ 0.22	\$ 4.86	\$ 25.07	94.14 %
001-4500-100-0000	GENERAL SPORT ORIENTED ACTIVITY PERSONAL SERV	142,074.80	0.00	142,074.80	62,285.08	2,971.16	0.00	79,789.72	43.84
001-4500-200-0000	GENERAL SPORT ORIENTED ACTIVITY EMPLOYEES RET	57,444.38	2,360.25	59,804.63	26,408.32	1,077.36	10,876.98	22,519.33	62.35
001-4500-500-9215	GENERAL SPORT ORIENTED ACTIVITY SUPPLY/MATERI	1,500.00	0.00	1,500.00	36.38	0.00	963.62	500.00	66.67
001-4500-600-9500	GENERAL SPORT ORIENTED ACTIVITIES CAPITAL OUTLAY	0.00	28,000.00	28,000.00	27,248.00	0.00	0.00	752.00	97.31
001-4600-100-0000	GENERAL ORIENTED ADVISOR SUPP SAL CERTIFICATE	9,459.65	0.00	9,459.65	4,187.50	0.00	0.00	5,272.15	44.27
001-4600-200-0000	RETIREMENT - CERTIFIED - YEARBOOK	833.66	0.00	833.66	654.65	0.43	9.42	169.59	79.66
001-5200-600-9122	GENERAL SITE IMPROVEMENT CAPITAL OUTLAY	10,000.00	0.00	10,000.00	0.00	0.00	0.00	10,000.00	0.00
001-5300-600-9920	GENERAL ARCHITECTURE & ENGINEERING SER CAPITAL OUTLAY	0.00	2,190.00	2,190.00	2,190.00	0.00	0.00	0.00	100.00
001-5600-600-9122	GENERAL BUILDING IMPROVEMENT SERVICES CAPITAL OUTLAY	30,000.00	74,900.00	104,900.00	79,581.04	0.00	0.00	25,318.96	75.86
		<b>\$ 8,233,218.80</b>	<b>\$ 522,444.09</b>	<b>\$ 8,755,662.89</b>	<b>\$ 4,116,937.95</b>	<b>\$ 635,257.91</b>	<b>\$ 891,601.41</b>	<b>\$ 3,747,123.53</b>	
<b>Fund:</b>	<b>002</b>								
002-2500-800-0000	BOND RETIRE OFFICE OF TREASURER COUNTY AUDITO	1,600.00	0.00	1,600.00	591.26	0.00	0.00	1,008.74	36.95
002-2500-800-9020	BOND RETIRE FISCAL MISCELLANEOUS OBJECT	235.00	0.00	235.00	87.59	0.00	0.00	147.41	37.27
002-6100-810-0000	BOND RETIRE REPAYMENT OF DEBT SERIAL BONDS	90,893.25	0.00	90,893.25	90,893.25	0.00	0.00	0.00	100.00
002-6100-810-9020	BOND RETIRE REPAYMENT OF DEBT REDEMPTION OF P	12,984.75	0.00	12,984.75	12,984.75	0.00	0.00	0.00	100.00
002-6100-820-0000	BOND RETIRE REPAYMENT OF DEBT SERIAL BOND	14,106.75	0.00	14,106.75	14,106.75	0.00	0.00	0.00	100.00

## BRADFORD BOARD OF EDUCATION Appropriation Summary Report

Full Account Code	Description	FYTD Appropriated	Prior Year Encumbrance	FYTD Expendable	FYTD Expended	MTD Expended	Encumbrance	FYTD Unencumbered	Percent Expended/Encumbered
002-6100-820-9020	BOND RETIRE REPAYMENT OF DEBT INTEREST	\$ 2,015.25	\$ 0.00	\$ 2,015.25	\$ 2,015.25	\$ 0.00	\$ 0.00	\$ 0.00	100.00 %
		<b>\$ 121,835.00</b>	<b>\$ 0.00</b>	<b>\$ 121,835.00</b>	<b>\$ 120,678.85</b>	<b>\$ 0.00</b>	<b>\$ 0.00</b>	<b>\$ 1,156.15</b>	
<b>Fund:</b>	<b>006</b>								
006-3100-100-0000	LUNCHROOM SALARIES	112,250.00	0.00	112,250.00	63,188.15	8,269.44	0.00	49,061.85	56.29
006-3100-200-0000	FOOD SERVICE - RETIREMENT & INSURANCE BENEFIT	48,925.00	0.00	48,925.00	28,169.39	5,506.55	115.02	20,640.59	57.81
006-3100-400-0000	FOOD SERVICE - PURCHASE SERVICE	12,500.00	700.00	13,200.00	2,208.25	0.00	1,601.75	9,390.00	28.86
006-3100-500-0000	FOOD SERVICE - OTHER SUPPLIES	95,250.00	0.00	95,250.00	40,873.06	5,809.86	25,611.90	28,765.04	69.80
006-3100-600-0000	FOOD SERVICE - NEW EQUIPMENT	2,700.00	0.00	2,700.00	0.00	0.00	0.00	2,700.00	0.00
006-3100-800-0000	FOOD SERVICE - OTHER MISC.	550.00	0.00	550.00	0.00	0.00	0.00	550.00	0.00
006-3100-800-9318	FOOD SERVICE FOOD SERV OPERATION MISCELLANEOU	80.00	0.00	80.00	80.00	0.00	0.00	0.00	100.00
		<b>\$ 272,255.00</b>	<b>\$ 700.00</b>	<b>\$ 272,955.00</b>	<b>\$ 134,518.85</b>	<b>\$ 19,585.85</b>	<b>\$ 27,328.67</b>	<b>\$ 111,107.48</b>	
<b>Fund:</b>	<b>007</b>								
007-1100-800-9900	SPECIAL TRUST REG INSTRUCTION MISCELLANEOUS O	500.00	500.00	1,000.00	500.00	0.00	0.00	500.00	50.00
007-1100-800-9902	SPECIAL TRUST REG INSTRUCTION MISCELLANEOUS O	2,000.00	1,500.00	3,500.00	0.00	0.00	1,500.00	2,000.00	42.86
007-1100-800-9905	SPECIAL TRUST REG INSTRUCTION MISCELLANEOUS O	0.00	1,000.00	1,000.00	500.00	0.00	500.00	0.00	100.00
007-1100-800-9906	SPECIAL TRUST REG INSTRUCTION MISCELLANEOUS O	500.00	1,000.00	1,500.00	1,000.00	1,000.00	0.00	500.00	66.67
007-1100-800-9907	SPECIAL TRUST REG INSTRUCTION MISCELLANEOUS O	500.00	500.00	1,000.00	500.00	0.00	0.00	500.00	50.00
007-1100-800-9908	SPECIAL TRUST REG INSTRUCTION MISCELLANEOUS O	500.00	3,750.00	4,250.00	0.00	0.00	3,750.00	500.00	88.24
007-1100-800-9909	SPECIAL TRUST REG INSTRUCTION MISCELLANEOUS O	0.00	1,000.00	1,000.00	1,000.00	0.00	0.00	0.00	100.00
007-1100-800-9912	SPECIAL TRUST REG INSTRUCTION MISCELLANEOUS O	1,000.00	3,000.00	4,000.00	3,000.00	1,500.00	0.00	1,000.00	75.00
007-1100-800-9913	SPECIAL TRUST REG INSTRUCTION	500.00	500.00	1,000.00	500.00	500.00	0.00	500.00	50.00



## BRADFORD BOARD OF EDUCATION Appropriation Summary Report

Full Account Code	Description	FYTD Appropriated	Prior Year Encumbrance	FYTD Expendable	FYTD Expended	MTD Expended	Encumbrance	FYTD Unencumbered	Percent Expended/Encumbered
007-1100-800-9915	MISCELLANEOUS O SPECIAL TRUST REGULAR INSTRUCTION MISCELLANEOUS OBJECTS	\$ 0.00	\$ 500.00	\$ 500.00	\$ 0.00	\$ 0.00	\$ 500.00	\$ 0.00	100.00 %
007-1100-800-9977	SPECIAL TRUST REGULAR INSTRUCTION MISCELLANEOUS OBJECTS	0.00	125.00	125.00	0.00	0.00	125.00	0.00	100.00
007-1100-800-9996	SPECIAL TRUST REG HIGH SCHOOL SCHOLARSHIP	1,000.00	4,000.00	5,000.00	0.00	0.00	4,000.00	1,000.00	80.00
<b>Fund: 008</b>		<b>\$ 6,500.00</b>	<b>\$ 17,375.00</b>	<b>\$ 23,875.00</b>	<b>\$ 7,000.00</b>	<b>\$ 3,000.00</b>	<b>\$ 10,375.00</b>	<b>\$ 6,500.00</b>	
008-1100-800-9202	ENDOWMENT REG INSTRUCTION MISCELLANEOUS OBJEC	1,000.00	1,000.00	2,000.00	0.00	0.00	1,000.00	1,000.00	50.00
<b>Fund: 009</b>		<b>\$ 1,000.00</b>	<b>\$ 1,000.00</b>	<b>\$ 2,000.00</b>	<b>\$ 0.00</b>	<b>\$ 0.00</b>	<b>\$ 1,000.00</b>	<b>\$ 1,000.00</b>	
009-1100-500-9118	UNIFORM SCHL SUPPLIES REG INSTRUCTION SUPPLY/	2,000.00	1,541.42	3,541.42	1,517.96	0.00	23.46	2,000.00	43.53
009-1100-500-9238	UNIFORM SCHL SUPPLIES REG INSTRUCTION SUPPLY/	2,000.00	99.68	2,099.68	892.38	0.00	124.68	1,082.62	48.44
<b>Fund: 018</b>		<b>\$ 4,000.00</b>	<b>\$ 1,641.10</b>	<b>\$ 5,641.10</b>	<b>\$ 2,410.34</b>	<b>\$ 0.00</b>	<b>\$ 148.14</b>	<b>\$ 3,082.62</b>	
018-1100-400-9110	ELEMENTARY - SUPPORT	3,000.00	0.00	3,000.00	2,175.00	0.00	(1,450.00)	2,275.00	24.17
018-1100-400-9113	PUBLIC SCHOOL SUPPORT REG INSTRUCTION PURCHAS	100.00	0.00	100.00	5.35	0.00	0.00	94.65	5.35
018-1100-400-9130	PURCHASED SERVICES - HIGH SCHOOL PRINCIPAL	400.00	0.00	400.00	0.00	0.00	0.00	400.00	0.00
018-1100-500-9110	ELEMENTARY SUPPLIES	7,450.00	0.00	7,450.00	2,156.41	4.29	3,180.23	2,113.36	71.63
018-1100-500-9113	PUBLIC SCHOOL SUPPORT REG INSTRUCTION SUPPLY/	500.00	0.00	500.00	0.00	0.00	0.00	500.00	0.00
018-1100-500-9130	HIGH SCHOOL SUPPLIES	1,850.00	0.00	1,850.00	227.83	4.29	1,067.17	555.00	70.00
018-1100-500-9131	PUBLIC SCHOOL SUPPORT REG INSTRUCTION SUPPLY/	450.00	0.00	450.00	0.00	0.00	320.00	130.00	71.11
018-1100-600-9110	ELEMENTARY EQUIPMENT	2,320.00	0.00	2,320.00	220.82	0.00	201.80	1,897.38	18.22
018-1100-	PUBLIC SCHOOL	1,000.00	0.00	1,000.00	0.00	0.00	0.00	1,000.00	0.00

## BRADFORD BOARD OF EDUCATION Appropriation Summary Report

Full Account Code	Description	FYTD Appropriated	Prior Year Encumbrance	FYTD Expendable	FYTD Expended	MTD Expended	Encumbrance	FYTD Unencumbered	Percent Expended/Encumbered
600-9113	SUPPORT REG INSTRUCTION CAPITAL								
018-1100-800-9110	ELEMENTARY OTHER	\$ 350.00	\$ 0.00	\$ 350.00	\$ 0.00	\$ 0.00	\$ 0.00	\$ 350.00	0.00 %
018-1100-800-9130	HIGH SCHOOL OTHER	1,000.00	0.00	1,000.00	275.70	0.00	499.30	225.00	77.50
018-2100-500-9110	PUBLIC SCHOOL SUPPORT SUPPORT SERV-PUPILS SUP	3,000.00	0.00	3,000.00	37.25	0.00	0.00	2,962.75	1.24
		<b>\$ 21,420.00</b>	<b>\$ 0.00</b>	<b>\$ 21,420.00</b>	<b>\$ 5,098.36</b>	<b>\$ 8.58</b>	<b>\$ 3,818.50</b>	<b>\$ 12,503.14</b>	
<b>Fund:</b>	<b>019</b>								
019-1100-400-9182	OTHER GRANT REG INSTRUCTION PURCHASED SERV	1,750.00	0.00	1,750.00	0.00	0.00	1,750.00	0.00	100.00
019-1100-400-9410	OTHER GRANT REG INSTRUCTION PURCHASED SERV	1,300.00	0.00	1,300.00	1,244.55	0.00	17.05	38.40	97.05
019-1100-500-9024	OTHER GRANT REG INSTRUCTION SUPPLY/MATERIAL	400.00	0.00	400.00	68.97	0.00	15.00	316.03	20.99
019-1100-500-9410	OTHER GRANT REG INSTRUCTION SUPPLY/MATERIAL	882.49	0.00	882.49	192.08	192.08	0.00	690.41	21.77
019-2100-600-9517	OTHER GRANT SUPPORT SERVICES - PUPILS CAPITAL OUTLAY	200.00	0.00	200.00	0.00	0.00	0.00	200.00	0.00
019-2100-600-9920	OTHER GRANT SUPPORT SERVICES - PUPILS CAPITAL OUTLAY	7,000.00	0.00	7,000.00	0.00	0.00	0.00	7,000.00	0.00
019-2700-600-9017	OTHER GRANT OPERATION & MAINT OF PLANT SER CAPITAL OUTLAY	5,927.64	0.00	5,927.64	0.00	0.00	0.00	5,927.64	0.00
019-2700-600-9019	OTHER GRANT OPERATION & MAINT OF PLANT SER CAPITAL OUTLAY	7,000.00	0.00	7,000.00	0.00	0.00	0.00	7,000.00	0.00
019-2700-600-9139	OTHER GRANT OPERATION & MAINT OF PLANT SER CAPITAL OUTLAY	6,000.00	0.00	6,000.00	6,000.00	0.00	0.00	0.00	100.00
019-2700-600-9272	OTHER GRANT OPERATION/MAINT OF PLANT CAPITAL	7,380.00	0.00	7,380.00	0.00	0.00	7,380.00	0.00	100.00
019-3200-500-9421	OTHER GRANT COMMUNITY RECREATION SERVICES SUPPLIES AND MATERIALS	1,300.00	0.00	1,300.00	0.00	0.00	0.00	1,300.00	0.00

## BRADFORD BOARD OF EDUCATION Appropriation Summary Report

Full Account Code	Description	FYTD Appropriated	Prior Year Encumbrance	FYTD Expendable	FYTD Expended	MTD Expended	Encumbrance	FYTD Unencumbered	Percent Expended/Encumbered
		<b>\$ 39,140.13</b>	<b>\$ 0.00</b>	<b>\$ 39,140.13</b>	<b>\$ 7,505.60</b>	<b>\$ 192.08</b>	<b>\$ 9,162.05</b>	<b>\$ 22,472.48</b>	
<b>Fund:</b>	<b>022</b>								
022-7900-800-9718	DISTRICT AGENCY MISCELLANEOUS USES OF FUNDS M	\$ 100.00	\$ 0.00	\$ 100.00	\$ 0.00	\$ 0.00	\$ 0.00	\$ 100.00	0.00 %
022-7900-800-9819	DISTRICT AGENCY MISCELLANEOUS USES OF FUNDS M	200.00	0.00	200.00	0.00	0.00	0.00	200.00	0.00
		<b>\$ 300.00</b>	<b>\$ 0.00</b>	<b>\$ 300.00</b>	<b>\$ 0.00</b>	<b>\$ 0.00</b>	<b>\$ 0.00</b>	<b>\$ 300.00</b>	
<b>Fund:</b>	<b>034</b>								
034-2500-800-0000	CLASSROOM FAC. MAINT. OFFICE OF TREASURER COU	350.00	0.00	350.00	152.50	0.00	0.00	197.50	43.57
034-5500-600-0000	CLASSROOM FAC. MAINT. BLDG ACQUISITION/CONSTR	10,000.00	0.00	10,000.00	0.00	0.00	0.00	10,000.00	0.00
		<b>\$ 10,350.00</b>	<b>\$ 0.00</b>	<b>\$ 10,350.00</b>	<b>\$ 152.50</b>	<b>\$ 0.00</b>	<b>\$ 0.00</b>	<b>\$ 10,197.50</b>	
<b>Fund:</b>	<b>200</b>								
200-4100-800-9128	STUDENT MANAGED ACT ACADEMIC/SUBJECT ORIENTED	100.00	0.00	100.00	0.00	0.00	0.00	100.00	0.00
200-4100-800-9400	BAND - OTHER	300.00	0.00	300.00	194.90	121.45	5.20	99.90	66.70
200-4100-800-9710	STUDENT MANAGED ACT NATION HONOR SOCIETY MISC	350.00	0.00	350.00	0.00	0.00	0.00	350.00	0.00
200-4300-800-9330	HIGH SCHOOL FFA MISC/OTHER	12,000.00	140.00	12,140.00	7,225.63	212.88	1,819.94	3,094.43	74.51
200-4600-800-9000	STUDENT MANAGED ACT SCHL/PUBLIC SERV CO-CURRI	800.00	0.00	800.00	0.00	0.00	0.00	800.00	0.00
200-4600-800-9021	STUDENT MANAGED ACT SCHL/PUBLIC SERV CO-CURRI	3,000.00	40.00	3,040.00	966.96	880.00	1,830.00	243.04	92.01
200-4600-800-9022	STUDENT MANAGED ACT SCHL/PUBLIC SERV CO-CURRI	3,700.00	0.00	3,700.00	2,641.00	0.00	779.50	279.50	92.45
200-4600-800-9023	STUDENT MANAGED ACT SCHL/PUBLIC SERV CO-CURRI	3,000.00	0.00	3,000.00	1,595.00	0.00	0.00	1,405.00	53.17
200-4600-800-9630	STUDENT MANAGED ACT SCHL/PUBLIC SERV CO-CURRI	6,400.00	500.00	6,900.00	6,355.00	2,300.00	331.50	213.50	96.91
200-4600-800-9678	STUDENT MANAGED ACTIVITY SCHL & PUBLIC SERV CO-CURRIC. MISCELLANEOUS OBJECTS	900.00	0.00	900.00	0.00	0.00	756.00	144.00	84.00

## BRADFORD BOARD OF EDUCATION Appropriation Summary Report

Full Account Code	Description	FYTD Appropriated	Prior Year Encumbrance	FYTD Expendable	FYTD Expended	MTD Expended	Encumbrance	FYTD Unencumbered	Percent Expended/Encumbered
200-4600-800-9680	STUDENT MANAGED ACT YEARBOOK MISCELLANEOUS OB	\$ 6,500.00	\$ 1,882.00	\$ 8,382.00	\$ 3,313.19	\$ 0.00	\$ 4,568.81	\$ 500.00	94.03 %
		<b>\$ 37,050.00</b>	<b>\$ 2,562.00</b>	<b>\$ 39,612.00</b>	<b>\$ 22,291.68</b>	<b>\$ 3,514.33</b>	<b>\$ 10,090.95</b>	<b>\$ 7,229.37</b>	
<b>Fund:</b>	<b>300</b>								
300-4100-400-9002	DISTRICT MANAGED ACT ACADEMIC/SUBJECT ORIENTE	22,000.00	0.00	22,000.00	475.00	0.00	0.00	21,525.00	2.16
300-4500-100-9500	SPORTS TICKET TAKERS, TIMERS, SCORERS, ETC	3,036.00	0.00	3,036.00	857.61	0.00	0.00	2,178.39	28.25
300-4500-200-9500	SPORTS BENEFITS	516.00	0.00	516.00	153.48	0.13	2.76	359.76	30.28
300-4500-400-9500	ATHLETIC DEPARTMENT PURCHASED SERVICES	32,285.00	3,414.08	35,699.08	19,620.99	3,855.51	7,676.64	8,401.45	76.47
300-4500-500-9500	ATHLETIC DEPARTMENT SUPPLIES	12,565.00	0.00	12,565.00	707.97	0.00	3,163.03	8,694.00	30.81
300-4500-600-9500	ATHLETIC DEPARTMENT NEW EQUIPMENT	16,700.00	0.00	16,700.00	4,393.80	0.00	7,360.00	4,946.20	70.38
300-4500-800-9500	ATHLETIC DEPARTMENT OTHER	4,407.00	0.00	4,407.00	1,831.46	12.50	152.00	2,423.54	45.01
		<b>\$ 91,509.00</b>	<b>\$ 3,414.08</b>	<b>\$ 94,923.08</b>	<b>\$ 28,040.31</b>	<b>\$ 3,868.14</b>	<b>\$ 18,354.43</b>	<b>\$ 48,528.34</b>	
<b>Fund:</b>	<b>451</b>								
451-2200-400-9021	DATA COMMUNICATION FUND SUPP SERV- INSTRUCTIONAL STAFF PURCHASED SERVICES	3,600.00	0.00	3,600.00	0.00	0.00	3,600.00	0.00	100.00
		<b>\$ 3,600.00</b>	<b>\$ 0.00</b>	<b>\$ 3,600.00</b>	<b>\$ 0.00</b>	<b>\$ 0.00</b>	<b>\$ 3,600.00</b>	<b>\$ 0.00</b>	
<b>Fund:</b>	<b>467</b>								
467-2100-400-9920	STUDENT WELLNESS AND SUCCESS SUPPORT SERV-PUP	15,000.00	0.00	15,000.00	0.00	0.00	3,912.00	11,088.00	26.08
467-2200-400-9920	Student Wellness and Success Fund SUPP SERV- INSTRUCTIONAL STAFF PURCHASED SERVICES	50,000.00	0.00	50,000.00	0.00	0.00	0.00	50,000.00	0.00
467-2700-400-9920	Student Wellness and Success Fund OPERATION & MAINT OF PLANT SER PURCHASED SERVICES	70,000.00	0.00	70,000.00	33,109.66	0.00	33,109.66	3,780.68	94.60
467-2700-600-9920	Student Wellness and Success Fund OPERATION & MAINT OF PLANT SER CAPITAL OUTLAY	1,644.00	0.00	1,644.00	297.00	0.00	1,347.00	0.00	100.00
		<b>\$ 136,644.00</b>	<b>\$ 0.00</b>	<b>\$ 136,644.00</b>	<b>\$ 33,406.66</b>	<b>\$ 0.00</b>	<b>\$ 38,368.66</b>	<b>\$ 64,868.68</b>	
<b>Fund:</b>	<b>499</b>								
499-5600-	MISCELLANEOUS STATE	0.00	40,000.00	40,000.00	40,000.00	0.00	0.00	0.00	100.00

## BRADFORD BOARD OF EDUCATION Appropriation Summary Report

Full Account Code	Description	FYTD Appropriated	Prior Year Encumbrance	FYTD Expendable	FYTD Expended	MTD Expended	Encumbrance	FYTD Unencumbered	Percent Expended/Encumbered
600-9920	GRANT FUND BUILDING IMPROVEMENT SERVICES CAPITAL OUTLAY	\$ 0.00	\$ 40,000.00	\$ 40,000.00	\$ 40,000.00	\$ 0.00	\$ 0.00	\$ 0.00	
<b>Fund:</b>	<b>507</b>								
507-1100-100-9021	ELEMENTARY AND SECONDARY SCHOOL EMERGENCY RELIEF FUND REGULAR INSTRUCTION PERSONAL SERVICES - SALARIES	\$ 5,000.00	\$ 0.00	\$ 5,000.00	\$ 5,000.00	\$ 4,400.00	\$ 0.00	\$ 0.00	100.00 %
507-1100-200-9021	ELEMENTARY AND SECONDARY SCHOOL EMERGENCY RELIEF FUND REGULAR INSTRUCTION EMPLOYEES RETIRE. & INSUR. BEN	777.42	0.00	777.42	777.42	678.72	0.00	0.00	100.00
507-1100-400-9021	ELEMENTARY AND SECONDARY SCHOOL EMERGENCY RELIEF FUND REGULAR INSTRUCTION PURCHASED SERVICES	14,294.32	0.00	14,294.32	14,294.32	0.00	0.00	0.00	100.00
507-1100-500-9021	ELEMENTARY AND SECONDARY SCHOOL EMERGENCY RELIEF FUND REGULAR INSTRUCTION SUPPLIES AND MATERIALS	10,952.89	0.00	10,952.89	10,952.89	0.00	0.00	0.00	100.00
507-1100-600-9021	ELEMENTARY AND SECONDARY SCHOOL EMERGENCY RELIEF FUND REGULAR INSTRUCTION CAPITAL OUTLAY	15,075.00	0.00	15,075.00	15,075.00	0.00	0.00	0.00	100.00
507-2100-100-9021	ELEMENTARY AND SECONDARY SCHOOL EMERGENCY RELIEF FUND SUPPORT SERVICES - PUPILS PERSONAL SERVICES - SALARIES	962.20	0.00	962.20	962.20	0.00	0.00	0.00	100.00
507-2100-200-9021	ELEMENTARY AND SECONDARY SCHOOL EMERGENCY RELIEF FUND SUPPORT SERVICES - PUPILS	152.35	0.00	152.35	152.35	0.00	0.00	0.00	100.00

## BRADFORD BOARD OF EDUCATION Appropriation Summary Report

Full Account Code	Description	FYTD Appropriated	Prior Year Encumbrance	FYTD Expendable	FYTD Expended	MTD Expended	Encumbrance	FYTD Unencumbered	Percent Expended/Encumbered
507-2100-400-9021	EMPLOYEES RETIRE. & INSUR. BEN ELEMENTARY AND SECONDARY SCHOOL EMERGENCY RELIEF FUND SUPPORT SERVICES - PUPILS PURCHASED SERVICES	\$ 6,788.00	\$ 0.00	\$ 6,788.00	\$ 6,788.00	\$ 0.00	\$ 0.00	\$ 0.00	100.00 %
507-2100-500-9021	ELEMENTARY AND SECONDARY SCHOOL EMERGENCY RELIEF FUND SUPPORT SERVICES - PUPILS SUPPLIES AND MATERIALS	2,577.16	0.00	2,577.16	2,577.16	0.00	0.00	0.00	100.00
507-2100-600-9021	ELEMENTARY AND SECONDARY SCHOOL EMERGENCY RELIEF FUND SUPPORT SERVICES - PUPILS CAPITAL OUTLAY	8,882.04	0.00	8,882.04	8,882.04	0.00	0.00	0.00	100.00
507-2200-500-9021	ELEMENTARY AND SECONDARY SCHOOL EMERGENCY RELIEF FUND SUPP SERV- INSTRUCTIONAL STAFF SUPPLIES AND MATERIALS	812.31	0.00	812.31	812.31	77.35	0.00	0.00	100.00
507-2200-600-9021	ELEMENTARY AND SECONDARY SCHOOL EMERGENCY RELIEF FUND SUPP SERV- INSTRUCTIONAL STAFF CAPITAL OUTLAY	1,075.00	0.00	1,075.00	1,075.00	0.00	0.00	0.00	100.00
507-2700-500-9021	ELEMENTARY AND SECONDARY SCHOOL EMERGENCY RELIEF FUND OPERATION & MAINT OF PLANT SER SUPPLIES AND MATERIALS	11,942.95	0.00	11,942.95	11,942.95	0.00	0.00	0.00	100.00
507-2700-600-9021	ELEMENTARY AND SECONDARY SCHOOL EMERGENCY RELIEF FUND OPERATION & MAINT OF PLANT SER CAPITAL OUTLAY	18,703.00	0.00	18,703.00	18,703.00	(219.32)	0.00	0.00	100.00
<b>Fund: 510</b>		<b>\$ 97,994.64</b>	<b>\$ 0.00</b>	<b>\$ 97,994.64</b>	<b>\$ 97,994.64</b>	<b>\$ 4,936.75</b>	<b>\$ 0.00</b>	<b>\$ 0.00</b>	
510-2200-	CORONA VIRUS RELIEF	1,308.04	0.00	1,308.04	926.50	0.00	0.00	381.54	70.83

## BRADFORD BOARD OF EDUCATION Appropriation Summary Report

Full Account Code	Description	FYTD Appropriated	Prior Year Encumbrance	FYTD Expendable	FYTD Expended	MTD Expended	Encumbrance	FYTD Unencumbered	Percent Expended/Encumbered
400-9223	FUND SUPP SERV- INSTRUCTIONAL STAFF PURCHASED SERVICES								
510-2200- 600-9223	CORONA VIRUS RELIEF FUND SUPP SERV- INSTRUCTIONAL STAFF CAPITAL OUTLAY	\$ 5,362.42	\$ 0.00	\$ 5,362.42	\$ 5,362.42	\$ 0.00	\$ 0.00	\$ 0.00	100.00 %
510-2700- 600-9021	CORONA VIRUS RELIEF FUND OPERATION & MAINT OF PLANT SER CAPITAL OUTLAY	21,893.17	0.00	21,893.17	21,893.00	219.32	0.00	0.17	100.00
<b>Fund: 516</b>		<b>\$ 28,563.63</b>	<b>\$ 0.00</b>	<b>\$ 28,563.63</b>	<b>\$ 28,181.92</b>	<b>\$ 219.32</b>	<b>\$ 0.00</b>	<b>\$ 381.71</b>	
516-2100- 400-9021	IDEA PART B GRANTS SUPPORT SERVICES - PUPILS PURCHASED SERVICES	28,000.00	0.00	28,000.00	10,000.00	2,000.00	10,000.00	8,000.00	71.43
516-2400- 400-9021	IDEA PART B GRANTS SUPPORT SERV- ADMINISTRATIVE PURCHASED SERVICES	80,886.62	0.00	80,886.62	40,443.28	8,088.66	40,443.34	0.00	100.00
<b>Fund: 572</b>		<b>\$ 108,886.62</b>	<b>\$ 0.00</b>	<b>\$ 108,886.62</b>	<b>\$ 50,443.28</b>	<b>\$ 10,088.66</b>	<b>\$ 50,443.34</b>	<b>\$ 8,000.00</b>	
572-1200- 100-9021	TITLE I DISADVANTAGED CHILDREN SPECIAL INSTRUCTION PERSONAL SERVICES - SALARIES	99,279.93	0.00	99,279.93	69,076.09	12,398.38	0.00	30,203.84	69.58
572-1200- 200-9021	TITLE I DISADVANTAGED CHILDREN SPECIAL INSTRUCTION EMPLOYEES RETIRE. & INSUR. BEN	15,333.58	0.00	15,333.58	15,145.58	2,611.53	129.66	58.34	99.62
572-2800- 400-9021	TITLE I DISADVANTAGED CHILDREN SUPPORT SERV - PUPIL TRANSPOR. PURCHASED SERVICES	1,000.00	0.00	1,000.00	0.00	0.00	0.00	1,000.00	0.00
<b>Fund: 587</b>		<b>\$ 115,613.51</b>	<b>\$ 0.00</b>	<b>\$ 115,613.51</b>	<b>\$ 84,221.67</b>	<b>\$ 15,009.91</b>	<b>\$ 129.66</b>	<b>\$ 31,262.18</b>	
587-2200- 400-9021	IDEA PRESCHOOL- HANDICAPPED SUPP SERV- INSTRUCTIONAL STAFF PURCHASED SERVICES	875.56	0.00	875.56	0.00	0.00	0.00	875.56	0.00
<b>Fund: 599</b>		<b>\$ 875.56</b>	<b>\$ 0.00</b>	<b>\$ 875.56</b>	<b>\$ 0.00</b>	<b>\$ 0.00</b>	<b>\$ 0.00</b>	<b>\$ 875.56</b>	
599-1100- 200-9120	STRIVING READERS GRANT MEDICARE	0.00	0.01	0.01	0.00	0.00	0.01	0.00	100.00

## BRADFORD BOARD OF EDUCATION Appropriation Summary Report

Full Account Code	Description	FYTD Appropriated	Prior Year Encumbrance	FYTD Expendable	FYTD Expended	MTD Expended	Encumbrance	FYTD Unencumbered	Percent Expended/Encumbered
599-1100-400-9021	MISCELLANEOUS FED. GRANT FUND REGULAR INSTRUCTION PURCHASED SERVICES	\$ 10,000.00	\$ 0.00	\$ 10,000.00	\$ 8,609.94	\$ 0.00	\$ 0.00	\$ 1,390.06	86.10 %
599-1900-200-9120	MISC. FED. GRANT OTHER INSTRUCTION EMPLOYEES	10.00	0.00	10.00	0.38	0.00	0.00	9.62	3.80
599-2200-100-9120	MISC. FED. GRANT SUPP SERV-INSTRUCT STAFF PER	10,500.00	0.00	10,500.00	10,492.70	0.00	0.00	7.30	99.93
599-2200-100-9121	MISCELLANEOUS FED. GRANT FUND SUPP SERV- INSTRUCTIONAL STAFF PERSONAL SERVICES - SALARIES	18,475.00	0.00	18,475.00	17,100.00	0.00	0.00	1,375.00	92.56
599-2200-100-9221	MISCELLANEOUS FED. GRANT FUND SUPP SERV- INSTRUCTIONAL STAFF PERSONAL SERVICES - SALARIES	48,375.00	0.00	48,375.00	12,620.35	5,403.70	0.00	35,754.65	26.09
599-2200-200-9120	MISC. FED. GRANT SUPP SERV-INSTRUCT STAFF EMP	4,464.60	0.00	4,464.60	4,333.97	0.00	0.00	130.63	97.07
599-2200-200-9121	MISCELLANEOUS FED. GRANT FUND SUPP SERV- INSTRUCTIONAL STAFF EMPLOYEES RETIRE. & INSUR. BEN	6,163.63	0.00	6,163.63	5,390.06	(705.00)	0.00	773.57	87.45
599-2200-200-9221	MISCELLANEOUS FED. GRANT FUND SUPP SERV- INSTRUCTIONAL STAFF EMPLOYEES RETIRE. & INSUR. BEN	17,738.13	0.00	17,738.13	6,254.24	2,989.46	82.74	11,401.15	35.73
599-2200-400-9121	MISCELLANEOUS FED. GRANT FUND SUPP SERV- INSTRUCTIONAL STAFF PURCHASED SERVICES	16,328.12	0.00	16,328.12	0.00	0.00	0.00	16,328.12	0.00
599-2200-500-9120	MISC. FED. GRANT SUPP SERV-INSTRUCT STAFF SUP	0.00	24.63	24.63	0.00	0.00	24.63	0.00	100.00
599-2200-500-9121	MISCELLANEOUS FED. GRANT FUND SUPP SERV- INSTRUCTIONAL STAFF SUPPLIES AND MATERIALS	2,025.00	0.00	2,025.00	0.00	0.00	0.00	2,025.00	0.00
599-3200-400-9121	MISCELLANEOUS FED. GRANT FUND COMMUNITY RECREATION SERVICES	2,000.00	0.00	2,000.00	0.00	0.00	0.00	2,000.00	0.00



## BRADFORD BOARD OF EDUCATION Appropriation Summary Report

Full Account Code	Description	FYTD Appropriated	Prior Year Encumbrance	FYTD Expendable	FYTD Expended	MTD Expended	Encumbrance	FYTD Unencumbered	Percent Expended/Encumbered
599-3200-500-9121	PURCHASED SERVICES MISCELLANEOUS FED. GRANT FUND COMMUNITY RECREATION SERVICES SUPPLIES AND MATERIALS	\$ 3,000.00	\$ 0.00	\$ 3,000.00	\$ 0.00	\$ 0.00	\$ 0.00	\$ 3,000.00	0.00 %
599-3400-100-9121	MISCELLANEOUS FED. GRANT FUND SHARED SERVICES PERSONAL SERVICES - SALARIES	46,950.00	0.00	46,950.00	19,835.97	14,168.55	0.00	27,114.03	42.25
599-3400-100-9221	MISCELLANEOUS FED. GRANT FUND SHARED SERVICES PERSONAL SERVICES - SALARIES	61,750.00	0.00	61,750.00	0.00	0.00	0.00	61,750.00	0.00
599-3400-200-9121	MISCELLANEOUS FED. GRANT FUND SHARED SERVICES EMPLOYEES RETIRE. & INSUR. BEN	10,877.25	0.00	10,877.25	6,060.66	3,007.54	0.00	4,816.59	55.72
599-3400-200-9221	MISCELLANEOUS FED. GRANT FUND SHARED SERVICES EMPLOYEES RETIRE. & INSUR. BEN	21,091.25	0.00	21,091.25	4,372.35	4,372.35	0.00	16,718.90	20.73
599-3400-400-9121	MISCELLANEOUS FED. GRANT FUND SHARED SERVICES PURCHASED SERVICES	78,251.00	0.00	78,251.00	0.00	0.00	0.00	78,251.00	0.00
599-3400-400-9221	MISCELLANEOUS FED. GRANT FUND SHARED SERVICES PURCHASED SERVICES	61,478.12	0.00	61,478.12	0.00	0.00	0.00	61,478.12	0.00
599-3400-500-9121	MISCELLANEOUS FED. GRANT FUND SHARED SERVICES SUPPLIES AND MATERIALS	24,300.00	0.00	24,300.00	1,468.80	0.00	0.00	22,831.20	6.04
599-3400-800-9121	MISCELLANEOUS FED. GRANT FUND SHARED SERVICES MISCELLANEOUS OBJECTS	10,189.34	0.00	10,189.34	0.00	0.00	0.00	10,189.34	0.00
		<b>\$ 453,966.44</b>	<b>\$ 24.64</b>	<b>\$ 453,991.08</b>	<b>\$ 96,539.42</b>	<b>\$ 29,236.60</b>	<b>\$ 107.38</b>	<b>\$ 357,344.28</b>	
<b>Grand Total</b>		<b>\$ 9,784,722.33</b>	<b>\$ 589,160.91</b>	<b>\$ 10,373,883.24</b>	<b>\$ 4,875,422.03</b>	<b>\$ 724,918.13</b>	<b>\$ 1,064,528.19</b>	<b>\$ 4,433,933.02</b>	

## BRADFORD BOARD OF EDUCATION

### Appropriations and Receivables by Cash Account

Fund	SCC	Description	Initial Cash	FYTD Received	FYTD Expended	Fund Balance	Prior Year Encumbrance	Encumbrance	Unencumbered Balance	FYTD Receivable	FYTD Appropriated
<b>Full Account Code: 001-0000</b>											
001	0000	GENERAL FUND	\$ 7,493,263.58	\$ 4,262,262.40	\$ 4,387,916.73	\$ 7,367,609.25	\$ 387,340.02	\$ 889,513.56	\$ 6,478,095.69	\$ 6,658,275.39	\$ 8,006,547.28
			\$	\$	\$	\$	\$ 387,340.02	\$ 889,513.56	\$	\$	\$
			<b>7,493,263.58</b>	<b>4,262,262.40</b>	<b>4,387,916.73</b>	<b>7,367,609.25</b>			<b>6,478,095.69</b>	<b>6,658,275.39</b>	<b>8,006,547.28</b>
<b>Full Account Code: 001-9000</b>											
001	9000	GENERAL	5,151.82	0.00	0.00	5,151.82	0.00	0.00	5,151.82	0.00	0.00
			\$ 5,151.82	\$ 0.00	\$ 0.00	\$ 5,151.82	\$ 0.00	\$ 0.00	\$ 5,151.82	\$ 0.00	\$ 0.00
<b>Full Account Code: 001-9002</b>											
001	9002	SED BUS PURCHASE SET-ASIDES DARKE CO	31,156.92	0.00	0.00	31,156.92	0.00	0.00	31,156.92	0.00	0.00
			\$ 31,156.92	\$ 0.00	\$ 0.00	\$ 31,156.92	\$ 0.00	\$ 0.00	\$ 31,156.92	\$ 0.00	\$ 0.00
<b>Full Account Code: 001-9003</b>											
001	9003	MH BUS PURCHASE SET-ASIDES - DARKE CO	66,502.99	0.00	0.00	66,502.99	0.00	0.00	66,502.99	0.00	0.00
			\$ 66,502.99	\$ 0.00	\$ 0.00	\$ 66,502.99	\$ 0.00	\$ 0.00	\$ 66,502.99	\$ 0.00	\$ 0.00
<b>Full Account Code: 001-9021</b>											
001	9021	EXPENDITURES FOR THE 2019-2020 YEAR	0.00	0.00	0.00	0.00	0.00	0.00	0.00	0.00	7,980.00
			\$ 0.00	\$ 0.00	\$ 0.00	\$ 0.00	\$ 0.00	\$ 0.00	\$ 0.00	\$ 0.00	\$ 7,980.00
<b>Full Account Code: 001-9045</b>											
001	9045	GENERAL	84,423.50	3,659.55	0.00	88,083.05	0.00	0.00	88,083.05	25,003.00	0.00
			\$ 84,423.50	\$ 3,659.55	\$ 0.00	\$ 88,083.05	\$ 0.00	\$ 0.00	\$ 88,083.05	\$ 25,003.00	\$ 0.00
<b>Full Account Code: 001-9118</b>											
001	9118	STRIVING READERS GRANT GF 18-19	(5,751.65)	0.00	0.00	(5,751.65)	0.00	0.00	(5,751.65)	0.00	0.00
			\$ (5,751.65)	\$ 0.00	\$ 0.00	\$ (5,751.65)	\$ 0.00	\$ 0.00	\$ (5,751.65)	\$ 0.00	\$ 0.00
<b>Full Account Code: 001-9119</b>											
001	9119	STRIVING READERS GRANT	(17,713.99)	0.00	0.00	(17,713.99)	0.00	0.00	(17,713.99)	0.00	0.00
			\$ (17,713.99)	\$ 0.00	\$ 0.00	\$ (17,713.99)	\$ 0.00	\$ 0.00	\$ (17,713.99)	\$ 0.00	\$ 0.00
<b>Full Account Code: 001-9121</b>											
001	9121	TEXTBOOK AND INSTRUCTIONAL MATERIALS SET-ASID	75,363.20	0.00	11,292.70	64,070.50	362.53	994.24	63,076.26	0.00	29,250.00
			\$ 75,363.20	\$ 0.00	\$ 11,292.70	\$ 64,070.50	\$ 362.53	\$ 994.24	\$ 63,076.26	\$ 0.00	\$ 29,250.00
<b>Full Account Code: 001-9122</b>											
001	9122	CAPITAL MAINTENANCE SET-ASIDES	(497,724.69)	0.00	206,308.82	(704,033.51)	104,551.54	129.99	(704,163.50)	91,314.97	162,150.00
			\$ (497,724.69)	\$ 0.00	\$ 206,308.82	\$ (704,033.51)	\$ 104,551.54	\$ 129.99	\$ (704,163.50)	\$ 91,314.97	\$ 162,150.00
<b>Full Account Code: 001-9125</b>											
001	9125	Cafeteria Plan Refunds	651.98	0.00	0.00	651.98	0.00	0.00	651.98	0.00	0.00
			\$ 651.98	\$ 0.00	\$ 0.00	\$ 651.98	\$ 0.00	\$ 0.00	\$ 651.98	\$ 0.00	\$ 0.00
<b>Full Account Code: 001-9139</b>											
001	9139	Miami County Services	(3,750.00)	0.00	0.00	(3,750.00)	0.00	0.00	(3,750.00)	0.00	11,200.00

## BRADFORD BOARD OF EDUCATION

### Appropriations and Receivables by Cash Account

Fund	SCC	Description	Initial Cash	FYTD Received	FYTD Expended	Fund Balance	Prior Year Encumbrance	Encumbrance	Unencumbered Balance	FYTD Receivable	FYTD Appropriated
			<b>\$ (3,750.00)</b>	<b>\$ 0.00</b>	<b>\$ 0.00</b>	<b>\$ (3,750.00)</b>	<b>\$ 0.00</b>	<b>\$ 0.00</b>	<b>\$ (3,750.00)</b>	<b>\$ 0.00</b>	<b>\$ 11,200.00</b>
<b>Full Account Code: 001-9154</b>											
001	9154	MEDICAID REIMBURSEMENT	\$ 21,799.90	\$ 1,466.35	\$ 0.00	\$ 23,266.25	\$ 0.00	\$ 0.00	\$ 23,266.25	\$ 2,650.00	\$ 0.00
			<b>\$ 21,799.90</b>	<b>\$ 1,466.35</b>	<b>\$ 0.00</b>	<b>\$ 23,266.25</b>	<b>\$ 0.00</b>	<b>\$ 0.00</b>	<b>\$ 23,266.25</b>	<b>\$ 2,650.00</b>	<b>\$ 0.00</b>
<b>Full Account Code: 001-9158</b>											
001	9158	OHIO HIGH SCHOOL ATHLETIC ASSN	404.65	0.00	0.00	404.65	0.00	0.00	404.65	0.00	0.00
			<b>\$ 404.65</b>	<b>\$ 0.00</b>	<b>\$ 0.00</b>	<b>\$ 404.65</b>	<b>\$ 0.00</b>	<b>\$ 0.00</b>	<b>\$ 404.65</b>	<b>\$ 0.00</b>	<b>\$ 0.00</b>
<b>Full Account Code: 001-9194</b>											
001	9194	GENERAL FUND - STATE BUS PURCHASE ALLOWANCE	425.00	0.00	0.00	425.00	0.00	0.00	425.00	0.00	4,000.00
			<b>\$ 425.00</b>	<b>\$ 0.00</b>	<b>\$ 0.00</b>	<b>\$ 425.00</b>	<b>\$ 0.00</b>	<b>\$ 0.00</b>	<b>\$ 425.00</b>	<b>\$ 0.00</b>	<b>\$ 4,000.00</b>
<b>Full Account Code: 001-9195</b>											
001	9195	GENERAL FUND - PARITY	116,690.81	0.00	0.00	116,690.81	0.00	0.00	116,690.81	0.00	0.00
			<b>\$ 116,690.81</b>	<b>\$ 0.00</b>	<b>\$ 0.00</b>	<b>\$ 116,690.81</b>	<b>\$ 0.00</b>	<b>\$ 0.00</b>	<b>\$ 116,690.81</b>	<b>\$ 0.00</b>	<b>\$ 0.00</b>
<b>Full Account Code: 001-9201</b>											
001	9201	TUITION REIMBURSEMENT REPAYMENT	750.00	0.00	0.00	750.00	0.00	0.00	750.00	750.00	0.00
			<b>\$ 750.00</b>	<b>\$ 0.00</b>	<b>\$ 0.00</b>	<b>\$ 750.00</b>	<b>\$ 0.00</b>	<b>\$ 0.00</b>	<b>\$ 750.00</b>	<b>\$ 750.00</b>	<b>\$ 0.00</b>
<b>Full Account Code: 001-9215</b>											
001	9215	BOOSTER CLUB MONEY FOR FOOD ACTIVITIES	10.76	236.38	36.38	210.76	0.00	963.62	(752.86)	1,500.00	2,100.00
			<b>\$ 10.76</b>	<b>\$ 236.38</b>	<b>\$ 36.38</b>	<b>\$ 210.76</b>	<b>\$ 0.00</b>	<b>\$ 963.62</b>	<b>\$ (752.86)</b>	<b>\$ 1,500.00</b>	<b>\$ 2,100.00</b>
<b>Full Account Code: 001-9221</b>											
001	9221	TRANSPORATION USING VAN	(379.47)	0.00	0.00	(379.47)	0.00	0.00	(379.47)	0.00	0.00
			<b>\$ (379.47)</b>	<b>\$ 0.00</b>	<b>\$ 0.00</b>	<b>\$ (379.47)</b>	<b>\$ 0.00</b>	<b>\$ 0.00</b>	<b>\$ (379.47)</b>	<b>\$ 0.00</b>	<b>\$ 0.00</b>
<b>Full Account Code: 001-9222</b>											
001	9222	GENERAL	643.45	33.95	0.00	677.40	0.00	0.00	677.40	150.00	0.00
			<b>\$ 643.45</b>	<b>\$ 33.95</b>	<b>\$ 0.00</b>	<b>\$ 677.40</b>	<b>\$ 0.00</b>	<b>\$ 0.00</b>	<b>\$ 677.40</b>	<b>\$ 150.00</b>	<b>\$ 0.00</b>
<b>Full Account Code: 001-9318</b>											
001	9318	PETTY CASH ACCOUNTS	0.00	0.00	100.00	(100.00)	0.00	0.00	(100.00)	0.00	100.00
			<b>\$ 0.00</b>	<b>\$ 0.00</b>	<b>\$ 100.00</b>	<b>\$ (100.00)</b>	<b>\$ 0.00</b>	<b>\$ 0.00</b>	<b>\$ (100.00)</b>	<b>\$ 0.00</b>	<b>\$ 100.00</b>
<b>Full Account Code: 001-9320</b>											
001	9320	GENERAL	30.00	0.00	0.00	30.00	0.00	0.00	30.00	0.00	0.00
			<b>\$ 30.00</b>	<b>\$ 0.00</b>	<b>\$ 0.00</b>	<b>\$ 30.00</b>	<b>\$ 0.00</b>	<b>\$ 0.00</b>	<b>\$ 30.00</b>	<b>\$ 0.00</b>	<b>\$ 0.00</b>
<b>Full Account Code: 001-9412</b>											
001	9412	GENERAL STATE SETASIDE	113,345.65	0.00	0.00	113,345.65	0.00	0.00	113,345.65	0.00	0.00
			<b>\$ 113,345.65</b>	<b>\$ 0.00</b>	<b>\$ 0.00</b>	<b>\$ 113,345.65</b>	<b>\$ 0.00</b>	<b>\$ 0.00</b>	<b>\$ 113,345.65</b>	<b>\$ 0.00</b>	<b>\$ 0.00</b>
<b>Full Account Code: 001-9500</b>											
001	9500	GENERAL	13,400.00	0.00	27,248.00	(13,848.00)	28,000.00	0.00	(13,848.00)	5,000.00	0.00
			<b>\$ 13,400.00</b>	<b>\$ 0.00</b>	<b>\$ 27,248.00</b>	<b>\$ (13,848.00)</b>	<b>\$ 28,000.00</b>	<b>\$ 0.00</b>	<b>\$ (13,848.00)</b>	<b>\$ 5,000.00</b>	<b>\$ 0.00</b>

## BRADFORD BOARD OF EDUCATION

### Appropriations and Receivables by Cash Account

Fund	SCC	Description	Initial Cash	FYTD Received	FYTD Expended	Fund Balance	Prior Year Encumbrance	Encumbrance	Unencumbered Balance	FYTDReceivabl e	FYTDAppropria ted
<b>Full Account Code: 001-9718</b>											
001	9718	GENERAL	\$ (62,728.71)	\$ 0.00	\$ 0.00	\$ (62,728.71)	\$ 0.00	\$ 0.00	\$ (62,728.71)	\$ 0.00	\$ 0.00
			<b>\$ (62,728.71)</b>	<b>\$ 0.00</b>	<b>\$ 0.00</b>	<b>\$ (62,728.71)</b>	<b>\$ 0.00</b>	<b>\$ 0.00</b>	<b>\$ (62,728.71)</b>	<b>\$ 0.00</b>	<b>\$ 0.00</b>
<b>Full Account Code: 001-9819</b>											
001	9819	FEDERAL GRANT EXPENDITURES IN GENERAL FUND	(40,485.95)	0.00	0.00	(40,485.95)	0.00	0.00	(40,485.95)	0.00	0.00
			<b>\$ (40,485.95)</b>	<b>\$ 0.00</b>	<b>\$ 0.00</b>	<b>\$ (40,485.95)</b>	<b>\$ 0.00</b>	<b>\$ 0.00</b>	<b>\$ (40,485.95)</b>	<b>\$ 0.00</b>	<b>\$ 0.00</b>
<b>Full Account Code: 001-9900</b>											
001	9900	Previous Years Expenditures	(15,088.66)	0.00	0.00	(15,088.66)	0.00	0.00	(15,088.66)	0.00	0.00
			<b>\$ (15,088.66)</b>	<b>\$ 0.00</b>	<b>\$ 0.00</b>	<b>\$ (15,088.66)</b>	<b>\$ 0.00</b>	<b>\$ 0.00</b>	<b>\$ (15,088.66)</b>	<b>\$ 0.00</b>	<b>\$ 0.00</b>
<b>Full Account Code: 001-9920</b>											
001	9920	EXPENDITURES FOR THE 2019-2020 YEAR	(24,429.37)	0.00	30,228.92	(54,658.29)	2,190.00	0.00	(54,658.29)	0.00	29,891.52
			<b>\$ (24,429.37)</b>	<b>\$ 0.00</b>	<b>\$ 30,228.92</b>	<b>\$ (54,658.29)</b>	<b>\$ 2,190.00</b>	<b>\$ 0.00</b>	<b>\$ (54,658.29)</b>	<b>\$ 0.00</b>	<b>\$ 29,891.52</b>
<b>Full Account Code: 002-0000</b>											
002	0000	BOND RETIREMENT 4.12 MILLS BOND REG/BLDG 2020	107,250.25	34,227.31	105,591.26	35,886.30	0.00	0.00	35,886.30	85,058.00	106,600.00
			<b>\$ 107,250.25</b>	<b>\$ 34,227.31</b>	<b>\$ 105,591.26</b>	<b>\$ 35,886.30</b>	<b>\$ 0.00</b>	<b>\$ 0.00</b>	<b>\$ 35,886.30</b>	<b>\$ 85,058.00</b>	<b>\$ 106,600.00</b>
<b>Full Account Code: 002-9020</b>											
002	9020	BOND RETIREMENT .58 MILLS BOND SITE 2020	18,997.64	5,070.66	15,087.59	8,980.71	0.00	0.00	8,980.71	12,212.00	15,235.00
			<b>\$ 18,997.64</b>	<b>\$ 5,070.66</b>	<b>\$ 15,087.59</b>	<b>\$ 8,980.71</b>	<b>\$ 0.00</b>	<b>\$ 0.00</b>	<b>\$ 8,980.71</b>	<b>\$ 12,212.00</b>	<b>\$ 15,235.00</b>
<b>Full Account Code: 003-0000</b>											
003	0000	PERMANENT IMPROVEMENT FUND	441,263.90	0.00	0.00	441,263.90	0.00	0.00	441,263.90	0.00	0.00
			<b>\$ 441,263.90</b>	<b>\$ 0.00</b>	<b>\$ 0.00</b>	<b>\$ 441,263.90</b>	<b>\$ 0.00</b>	<b>\$ 0.00</b>	<b>\$ 441,263.90</b>	<b>\$ 0.00</b>	<b>\$ 0.00</b>
<b>Full Account Code: 006-0000</b>											
006	0000	LUNCHROOM/FOOD SERVICE	85,800.79	102,282.63	134,438.85	53,644.57	700.00	27,328.67	26,315.90	230,118.10	272,175.00
			<b>\$ 85,800.79</b>	<b>\$ 102,282.63</b>	<b>\$ 134,438.85</b>	<b>\$ 53,644.57</b>	<b>\$ 700.00</b>	<b>\$ 27,328.67</b>	<b>\$ 26,315.90</b>	<b>\$ 230,118.10</b>	<b>\$ 272,175.00</b>
<b>Full Account Code: 006-9318</b>											
006	9318	PETTY CASH ACCOUNTS	0.00	0.00	80.00	(80.00)	0.00	0.00	(80.00)	0.00	80.00
			<b>\$ 0.00</b>	<b>\$ 0.00</b>	<b>\$ 80.00</b>	<b>\$ (80.00)</b>	<b>\$ 0.00</b>	<b>\$ 0.00</b>	<b>\$ (80.00)</b>	<b>\$ 0.00</b>	<b>\$ 80.00</b>
<b>Full Account Code: 007-9000</b>											
007	9000	UNCLAIMED FUNDS	489.73	0.00	0.00	489.73	0.00	0.00	489.73	0.00	0.00
			<b>\$ 489.73</b>	<b>\$ 0.00</b>	<b>\$ 0.00</b>	<b>\$ 489.73</b>	<b>\$ 0.00</b>	<b>\$ 0.00</b>	<b>\$ 489.73</b>	<b>\$ 0.00</b>	<b>\$ 0.00</b>
<b>Full Account Code: 007-9212</b>											
007	9212	BRYANT ANDREW BYERS SCHOLARSHIP	0.00	900.00	0.00	900.00	0.00	0.00	900.00	0.00	0.00
			<b>\$ 0.00</b>	<b>\$ 900.00</b>	<b>\$ 0.00</b>	<b>\$ 900.00</b>	<b>\$ 0.00</b>	<b>\$ 0.00</b>	<b>\$ 900.00</b>	<b>\$ 0.00</b>	<b>\$ 0.00</b>
<b>Full Account Code: 007-9900</b>											
007	9900	BRADFORD FIRE & RESCUE SCHOLARSHIP	500.00	0.00	500.00	0.00	500.00	0.00	0.00	500.00	500.00

## BRADFORD BOARD OF EDUCATION Appropriations and Receivables by Cash Account

Fund	SCC	Description	Initial Cash	FYTD Received	FYTD Expended	Fund Balance	Prior Year Encumbrance	Encumbrance	Unencumbered Balance	FYTD Receivable	FYTD Appropriated
			\$ 500.00	\$ 0.00	\$ 500.00	\$ 0.00	\$ 500.00	\$ 0.00	\$ 0.00	\$ 500.00	\$ 500.00
<b>Full Account Code: 007-9902</b>											
007	9902	BLESSED DIRECTION INC. SCHOLARSHIP	\$ 6,176.78	\$ 0.00	\$ 0.00	\$ 6,176.78	\$ 1,500.00	\$ 1,500.00	\$ 4,676.78	\$ 4,000.00	\$ 2,000.00
			<b>\$ 6,176.78</b>	<b>\$ 0.00</b>	<b>\$ 0.00</b>	<b>\$ 6,176.78</b>	<b>\$ 1,500.00</b>	<b>\$ 1,500.00</b>	<b>\$ 4,676.78</b>	<b>\$ 4,000.00</b>	<b>\$ 2,000.00</b>
<b>Full Account Code: 007-9903</b>											
007	9903	MAX WEAVER SCHOLARSHIP FUND	500.00	0.00	0.00	500.00	0.00	0.00	500.00	0.00	0.00
			<b>\$ 500.00</b>	<b>\$ 0.00</b>	<b>\$ 0.00</b>	<b>\$ 500.00</b>	<b>\$ 0.00</b>	<b>\$ 0.00</b>	<b>\$ 500.00</b>	<b>\$ 0.00</b>	<b>\$ 0.00</b>
<b>Full Account Code: 007-9905</b>											
007	9905	CHAD NOLAN SCHOLARSHIP/MISC	1,000.00	0.00	500.00	500.00	1,000.00	500.00	0.00	0.00	0.00
			<b>\$ 1,000.00</b>	<b>\$ 0.00</b>	<b>\$ 500.00</b>	<b>\$ 500.00</b>	<b>\$ 1,000.00</b>	<b>\$ 500.00</b>	<b>\$ 0.00</b>	<b>\$ 0.00</b>	<b>\$ 0.00</b>
<b>Full Account Code: 007-9906</b>											
007	9906	COVINGTON EAGLES SCHOLARSHIP FUND	3,774.62	0.00	1,000.00	2,774.62	1,000.00	0.00	2,774.62	0.00	500.00
			<b>\$ 3,774.62</b>	<b>\$ 0.00</b>	<b>\$ 1,000.00</b>	<b>\$ 2,774.62</b>	<b>\$ 1,000.00</b>	<b>\$ 0.00</b>	<b>\$ 2,774.62</b>	<b>\$ 0.00</b>	<b>\$ 500.00</b>
<b>Full Account Code: 007-9907</b>											
007	9907	PEPSI AND COCA-COLA SCHOLARSHIP FUNDS	1,500.00	0.00	500.00	1,000.00	500.00	0.00	1,000.00	0.00	500.00
			<b>\$ 1,500.00</b>	<b>\$ 0.00</b>	<b>\$ 500.00</b>	<b>\$ 1,000.00</b>	<b>\$ 500.00</b>	<b>\$ 0.00</b>	<b>\$ 1,000.00</b>	<b>\$ 0.00</b>	<b>\$ 500.00</b>
<b>Full Account Code: 007-9908</b>											
007	9908	RICHARD "DICK" HARMON SCHOLARSHIP FUND	22,633.92	0.00	0.00	22,633.92	3,750.00	3,750.00	18,883.92	0.00	500.00
			<b>\$ 22,633.92</b>	<b>\$ 0.00</b>	<b>\$ 0.00</b>	<b>\$ 22,633.92</b>	<b>\$ 3,750.00</b>	<b>\$ 3,750.00</b>	<b>\$ 18,883.92</b>	<b>\$ 0.00</b>	<b>\$ 500.00</b>
<b>Full Account Code: 007-9909</b>											
007	9909	VERNON LINDEMAN LINEMAN SCHOLARSHIP	1,000.00	0.00	1,000.00	0.00	1,000.00	0.00	0.00	0.00	0.00
			<b>\$ 1,000.00</b>	<b>\$ 0.00</b>	<b>\$ 1,000.00</b>	<b>\$ 0.00</b>	<b>\$ 1,000.00</b>	<b>\$ 0.00</b>	<b>\$ 0.00</b>	<b>\$ 0.00</b>	<b>\$ 0.00</b>
<b>Full Account Code: 007-9912</b>											
007	9912	HAROLD MARKER SCHOLARSHIP FUND	4,000.00	4,000.00	3,000.00	5,000.00	3,000.00	0.00	5,000.00	0.00	1,000.00
			<b>\$ 4,000.00</b>	<b>\$ 4,000.00</b>	<b>\$ 3,000.00</b>	<b>\$ 5,000.00</b>	<b>\$ 3,000.00</b>	<b>\$ 0.00</b>	<b>\$ 5,000.00</b>	<b>\$ 0.00</b>	<b>\$ 1,000.00</b>
<b>Full Account Code: 007-9913</b>											
007	9913	COVINGTON SAVINGS & LOAN SCHOLARSHIP	500.00	0.00	500.00	0.00	500.00	0.00	0.00	500.00	500.00
			<b>\$ 500.00</b>	<b>\$ 0.00</b>	<b>\$ 500.00</b>	<b>\$ 0.00</b>	<b>\$ 500.00</b>	<b>\$ 0.00</b>	<b>\$ 0.00</b>	<b>\$ 500.00</b>	<b>\$ 500.00</b>
<b>Full Account Code: 007-9915</b>											
007	9915	IVA ROOT SCHOLARSHIP	0.00	500.00	0.00	500.00	500.00	500.00	0.00	500.00	0.00
			<b>\$ 0.00</b>	<b>\$ 500.00</b>	<b>\$ 0.00</b>	<b>\$ 500.00</b>	<b>\$ 500.00</b>	<b>\$ 500.00</b>	<b>\$ 0.00</b>	<b>\$ 500.00</b>	<b>\$ 0.00</b>
<b>Full Account Code: 007-9977</b>											
007	9977	HERSHEY SCHOLARSHIP DONATION-CLASS OF 1977	125.00	0.00	0.00	125.00	125.00	125.00	0.00	0.00	0.00
			<b>\$ 125.00</b>	<b>\$ 0.00</b>	<b>\$ 0.00</b>	<b>\$ 125.00</b>	<b>\$ 125.00</b>	<b>\$ 125.00</b>	<b>\$ 0.00</b>	<b>\$ 0.00</b>	<b>\$ 0.00</b>

### BRADFORD BOARD OF EDUCATION Appropriations and Receivables by Cash Account

Fund	SCC	Description	Initial Cash	FYTD Received	FYTD Expended	Fund Balance	Prior Year Encumbrance	Encumbrance	Unencumbered Balance	FYTD Receivable	FYTD Appropriated
<b>Full Account Code: 007-9996</b>											
007	9996	PRODUCTION PAINT FINISHERS GRANT/SPECIAL TRUS	\$ 4,992.01	\$ 0.00	\$ 0.00	\$ 4,992.01	\$ 4,000.00	\$ 4,000.00	\$ 992.01	\$ 0.00	\$ 1,000.00
			<b>\$ 4,992.01</b>	<b>\$ 0.00</b>	<b>\$ 0.00</b>	<b>\$ 4,992.01</b>	<b>\$ 4,000.00</b>	<b>\$ 4,000.00</b>	<b>\$ 992.01</b>	<b>\$ 0.00</b>	<b>\$ 1,000.00</b>
<b>Full Account Code: 008-0000</b>											
008	0000	WADE KINDERGARTEN	10,516.40	12.42	0.00	10,528.82	0.00	0.00	10,528.82	50.00	0.00
			<b>\$ 10,516.40</b>	<b>\$ 12.42</b>	<b>\$ 0.00</b>	<b>\$ 10,528.82</b>	<b>\$ 0.00</b>	<b>\$ 0.00</b>	<b>\$ 10,528.82</b>	<b>\$ 50.00</b>	<b>\$ 0.00</b>
<b>Full Account Code: 008-9202</b>											
008	9202	BEARD ENDOWMENT	43,040.47	53.25	0.00	43,093.72	1,000.00	1,000.00	42,093.72	350.00	1,000.00
			<b>\$ 43,040.47</b>	<b>\$ 53.25</b>	<b>\$ 0.00</b>	<b>\$ 43,093.72</b>	<b>\$ 1,000.00</b>	<b>\$ 1,000.00</b>	<b>\$ 42,093.72</b>	<b>\$ 350.00</b>	<b>\$ 1,000.00</b>
<b>Full Account Code: 009-9118</b>											
009	9118	ART ACCOUNTS ESTES	2,446.42	972.50	1,517.96	1,900.96	1,541.42	23.46	1,877.50	2,650.00	2,000.00
			<b>\$ 2,446.42</b>	<b>\$ 972.50</b>	<b>\$ 1,517.96</b>	<b>\$ 1,900.96</b>	<b>\$ 1,541.42</b>	<b>\$ 23.46</b>	<b>\$ 1,877.50</b>	<b>\$ 2,650.00</b>	<b>\$ 2,000.00</b>
<b>Full Account Code: 009-9130</b>											
009	9130	BUSINESS ACCOUNTS MOORE	921.00	289.00	0.00	1,210.00	0.00	0.00	1,210.00	890.00	0.00
			<b>\$ 921.00</b>	<b>\$ 289.00</b>	<b>\$ 0.00</b>	<b>\$ 1,210.00</b>	<b>\$ 0.00</b>	<b>\$ 0.00</b>	<b>\$ 1,210.00</b>	<b>\$ 890.00</b>	<b>\$ 0.00</b>
<b>Full Account Code: 009-9210</b>											
009	9210	FFA ACCOUNTS BAUMER	20.00	502.50	0.00	522.50	0.00	0.00	522.50	20.00	0.00
			<b>\$ 20.00</b>	<b>\$ 502.50</b>	<b>\$ 0.00</b>	<b>\$ 522.50</b>	<b>\$ 0.00</b>	<b>\$ 0.00</b>	<b>\$ 522.50</b>	<b>\$ 20.00</b>	<b>\$ 0.00</b>
<b>Full Account Code: 009-9238</b>											
009	9238	SCIENCE ACCOUNTS WHITE	968.05	434.50	892.38	510.17	99.68	124.68	385.49	1,500.00	2,000.00
			<b>\$ 968.05</b>	<b>\$ 434.50</b>	<b>\$ 892.38</b>	<b>\$ 510.17</b>	<b>\$ 99.68</b>	<b>\$ 124.68</b>	<b>\$ 385.49</b>	<b>\$ 1,500.00</b>	<b>\$ 2,000.00</b>
<b>Full Account Code: 018-9110</b>											
018	9110	PRINCIPAL FUND - ELEMENTARY	16,170.83	1,445.76	4,589.48	13,027.11	0.00	1,932.03	11,095.08	12,960.00	16,120.00
			<b>\$ 16,170.83</b>	<b>\$ 1,445.76</b>	<b>\$ 4,589.48</b>	<b>\$ 13,027.11</b>	<b>\$ 0.00</b>	<b>\$ 1,932.03</b>	<b>\$ 11,095.08</b>	<b>\$ 12,960.00</b>	<b>\$ 16,120.00</b>
<b>Full Account Code: 018-9113</b>											
018	9113	ELEMENTARY PRINCIPAL - BOX TOPS	12,917.65	173.00	5.35	13,085.30	0.00	0.00	13,085.30	800.00	1,600.00
			<b>\$ 12,917.65</b>	<b>\$ 173.00</b>	<b>\$ 5.35</b>	<b>\$ 13,085.30</b>	<b>\$ 0.00</b>	<b>\$ 0.00</b>	<b>\$ 13,085.30</b>	<b>\$ 800.00</b>	<b>\$ 1,600.00</b>
<b>Full Account Code: 018-9130</b>											
018	9130	HIGH SCHOOL PRINCIPAL FUND	3,828.67	1,530.29	503.53	4,855.43	0.00	1,566.47	3,288.96	2,820.00	3,250.00
			<b>\$ 3,828.67</b>	<b>\$ 1,530.29</b>	<b>\$ 503.53</b>	<b>\$ 4,855.43</b>	<b>\$ 0.00</b>	<b>\$ 1,566.47</b>	<b>\$ 3,288.96</b>	<b>\$ 2,820.00</b>	<b>\$ 3,250.00</b>
<b>Full Account Code: 018-9131</b>											
018	9131	HIGH SCHOOL PRINCIPAL (AFTER PROM) FUND	450.00	0.00	0.00	450.00	0.00	320.00	130.00	0.00	450.00
			<b>\$ 450.00</b>	<b>\$ 0.00</b>	<b>\$ 0.00</b>	<b>\$ 450.00</b>	<b>\$ 0.00</b>	<b>\$ 320.00</b>	<b>\$ 130.00</b>	<b>\$ 0.00</b>	<b>\$ 450.00</b>
<b>Full Account Code: 018-9222</b>											
018	9222	HIGH SCHOOL PRINCIPAL FUND LIBRARY	2,188.00	0.00	0.00	2,188.00	0.00	0.00	2,188.00	0.00	0.00
			<b>\$ 2,188.00</b>	<b>\$ 0.00</b>	<b>\$ 0.00</b>	<b>\$ 2,188.00</b>	<b>\$ 0.00</b>	<b>\$ 0.00</b>	<b>\$ 2,188.00</b>	<b>\$ 0.00</b>	<b>\$ 0.00</b>

## BRADFORD BOARD OF EDUCATION

### Appropriations and Receivables by Cash Account

Fund	SCC	Description	Initial Cash	FYTD Received	FYTD Expended	Fund Balance	Prior Year Encumbrance	Encumbrance	Unencumbered Balance	FYTD Receivable	FYTD Appropriated
<b>Full Account Code: 019-0000</b>											
019	0000	OTHER GRANT	\$ 0.00	\$ 0.97	\$ 0.00	\$ 0.97	\$ 0.00	\$ 0.00	\$ 0.97	\$ 0.00	\$ 0.00
			<b>\$ 0.00</b>	<b>\$ 0.97</b>	<b>\$ 0.00</b>	<b>\$ 0.97</b>	<b>\$ 0.00</b>	<b>\$ 0.00</b>	<b>\$ 0.97</b>	<b>\$ 0.00</b>	<b>\$ 0.00</b>
<b>Full Account Code: 019-9004</b>											
019	9004	RADIO & TEL NEWS DIRECTORS FOUND MEDIA TECH	12.41	0.00	0.00	12.41	0.00	0.00	12.41	0.00	0.00
			<b>\$ 12.41</b>	<b>\$ 0.00</b>	<b>\$ 0.00</b>	<b>\$ 12.41</b>	<b>\$ 0.00</b>	<b>\$ 0.00</b>	<b>\$ 12.41</b>	<b>\$ 0.00</b>	<b>\$ 0.00</b>
<b>Full Account Code: 019-9005</b>											
019	9005	ECO GARDEN GRANT MIAMI COUNTY PARK DISTRICT	500.00	0.00	0.00	500.00	0.00	0.00	500.00	0.00	0.00
			<b>\$ 500.00</b>	<b>\$ 0.00</b>	<b>\$ 0.00</b>	<b>\$ 500.00</b>	<b>\$ 0.00</b>	<b>\$ 0.00</b>	<b>\$ 500.00</b>	<b>\$ 0.00</b>	<b>\$ 0.00</b>
<b>Full Account Code: 019-9007</b>											
019	9007	REED - VALEDICTORIAN/MEMORIAL	309.58	0.00	0.00	309.58	0.00	0.00	309.58	0.00	0.00
			<b>\$ 309.58</b>	<b>\$ 0.00</b>	<b>\$ 0.00</b>	<b>\$ 309.58</b>	<b>\$ 0.00</b>	<b>\$ 0.00</b>	<b>\$ 309.58</b>	<b>\$ 0.00</b>	<b>\$ 0.00</b>
<b>Full Account Code: 019-9009</b>											
019	9009	ELEMENTARY ART - TROY FOUNDATION	12.91	0.00	0.00	12.91	0.00	0.00	12.91	0.00	0.00
			<b>\$ 12.91</b>	<b>\$ 0.00</b>	<b>\$ 0.00</b>	<b>\$ 12.91</b>	<b>\$ 0.00</b>	<b>\$ 0.00</b>	<b>\$ 12.91</b>	<b>\$ 0.00</b>	<b>\$ 0.00</b>
<b>Full Account Code: 019-9011</b>											
019	9011	MIAMI COUNTY FOUNDATION ALL ABOARD PROGRAM	102.22	0.00	0.00	102.22	0.00	0.00	102.22	0.00	0.00
			<b>\$ 102.22</b>	<b>\$ 0.00</b>	<b>\$ 0.00</b>	<b>\$ 102.22</b>	<b>\$ 0.00</b>	<b>\$ 0.00</b>	<b>\$ 102.22</b>	<b>\$ 0.00</b>	<b>\$ 0.00</b>
<b>Full Account Code: 019-9017</b>											
019	9017	EAGLES-COVINGTON DONATION	5,927.64	0.00	0.00	5,927.64	0.00	0.00	5,927.64	0.00	5,927.64
			<b>\$ 5,927.64</b>	<b>\$ 0.00</b>	<b>\$ 0.00</b>	<b>\$ 5,927.64</b>	<b>\$ 0.00</b>	<b>\$ 0.00</b>	<b>\$ 5,927.64</b>	<b>\$ 0.00</b>	<b>\$ 5,927.64</b>
<b>Full Account Code: 019-9018</b>											
019	9018	MIAMI COUNTY FOUNDATION-ART DISCOVERY CAMP	512.62	0.00	0.00	512.62	0.00	0.00	512.62	0.00	0.00
			<b>\$ 512.62</b>	<b>\$ 0.00</b>	<b>\$ 0.00</b>	<b>\$ 512.62</b>	<b>\$ 0.00</b>	<b>\$ 0.00</b>	<b>\$ 512.62</b>	<b>\$ 0.00</b>	<b>\$ 0.00</b>
<b>Full Account Code: 019-9019</b>											
019	9019	COVINGTON EAGLES DONATION	7,000.00	7,000.00	0.00	14,000.00	0.00	0.00	14,000.00	0.00	7,000.00
			<b>\$ 7,000.00</b>	<b>\$ 7,000.00</b>	<b>\$ 0.00</b>	<b>\$ 14,000.00</b>	<b>\$ 0.00</b>	<b>\$ 0.00</b>	<b>\$ 14,000.00</b>	<b>\$ 0.00</b>	<b>\$ 7,000.00</b>
<b>Full Account Code: 019-9022</b>											
019	9022	MISCELLANEOUS FIELD TRIP GRANTS	758.76	0.00	0.00	758.76	0.00	0.00	758.76	0.00	0.00
			<b>\$ 758.76</b>	<b>\$ 0.00</b>	<b>\$ 0.00</b>	<b>\$ 758.76</b>	<b>\$ 0.00</b>	<b>\$ 0.00</b>	<b>\$ 758.76</b>	<b>\$ 0.00</b>	<b>\$ 0.00</b>
<b>Full Account Code: 019-9023</b>											
019	9023	VIVIAN RUSSELL KINDERGARTEN FUND	57.87	0.00	0.00	57.87	0.00	0.00	57.87	0.00	0.00

## BRADFORD BOARD OF EDUCATION

### Appropriations and Receivables by Cash Account

Fund	SCC	Description	Initial Cash	FYTD Received	FYTD Expended	Fund Balance	Prior Year Encumbrance	Encumbrance	Unencumbered Balance	FYTD Receivable	FYTD Appropriated
			\$ 57.87	\$ 0.00	\$ 0.00	\$ 57.87	\$ 0.00	\$ 0.00	\$ 57.87	\$ 0.00	\$ 0.00
<b>Full Account Code: 019-9024</b>											
019	9024	ANNA BIER ART GRANT	\$ 593.99	\$ 0.00	\$ 68.97	\$ 525.02	\$ 0.00	\$ 15.00	\$ 510.02	\$ 400.00	\$ 400.00
			<b>\$ 593.99</b>	<b>\$ 0.00</b>	<b>\$ 68.97</b>	<b>\$ 525.02</b>	<b>\$ 0.00</b>	<b>\$ 15.00</b>	<b>\$ 510.02</b>	<b>\$ 400.00</b>	<b>\$ 400.00</b>
<b>Full Account Code: 019-9131</b>											
019	9131	MIAMI COUNTY FOUNDATION SEMI-ANNUAL GRANT	1,772.89	0.00	0.00	1,772.89	0.00	0.00	1,772.89	0.00	0.00
			<b>\$ 1,772.89</b>	<b>\$ 0.00</b>	<b>\$ 0.00</b>	<b>\$ 1,772.89</b>	<b>\$ 0.00</b>	<b>\$ 0.00</b>	<b>\$ 1,772.89</b>	<b>\$ 0.00</b>	<b>\$ 0.00</b>
<b>Full Account Code: 019-9139</b>											
019	9139	Miami County Foundation 2019-2020 Grants	6,000.00	0.00	6,000.00	0.00	0.00	0.00	0.00	0.00	6,000.00
			<b>\$ 6,000.00</b>	<b>\$ 0.00</b>	<b>\$ 6,000.00</b>	<b>\$ 0.00</b>	<b>\$ 0.00</b>	<b>\$ 0.00</b>	<b>\$ 0.00</b>	<b>\$ 0.00</b>	<b>\$ 6,000.00</b>
<b>Full Account Code: 019-9181</b>											
019	9181	MIAMI COUNTY PARKS - GIZMOS GRANT	10.00	0.00	0.00	10.00	0.00	0.00	10.00	0.00	0.00
			<b>\$ 10.00</b>	<b>\$ 0.00</b>	<b>\$ 0.00</b>	<b>\$ 10.00</b>	<b>\$ 0.00</b>	<b>\$ 0.00</b>	<b>\$ 10.00</b>	<b>\$ 0.00</b>	<b>\$ 0.00</b>
<b>Full Account Code: 019-9182</b>											
019	9182	Miami County Parks-7th Growth Mindsets	0.00	1,750.00	0.00	1,750.00	0.00	1,750.00	0.00	1,750.00	1,750.00
			<b>\$ 0.00</b>	<b>\$ 1,750.00</b>	<b>\$ 0.00</b>	<b>\$ 1,750.00</b>	<b>\$ 0.00</b>	<b>\$ 1,750.00</b>	<b>\$ 0.00</b>	<b>\$ 1,750.00</b>	<b>\$ 1,750.00</b>
<b>Full Account Code: 019-9222</b>											
019	9222	OTHER GRANT LIBRARY	210.00	0.00	0.00	210.00	0.00	0.00	210.00	0.00	0.00
			<b>\$ 210.00</b>	<b>\$ 0.00</b>	<b>\$ 0.00</b>	<b>\$ 210.00</b>	<b>\$ 0.00</b>	<b>\$ 0.00</b>	<b>\$ 210.00</b>	<b>\$ 0.00</b>	<b>\$ 0.00</b>
<b>Full Account Code: 019-9230</b>											
019	9230	OTHER GRANT	150.00	0.00	0.00	150.00	0.00	0.00	150.00	0.00	0.00
			<b>\$ 150.00</b>	<b>\$ 0.00</b>	<b>\$ 0.00</b>	<b>\$ 150.00</b>	<b>\$ 0.00</b>	<b>\$ 0.00</b>	<b>\$ 150.00</b>	<b>\$ 0.00</b>	<b>\$ 0.00</b>
<b>Full Account Code: 019-9239</b>											
019	9239	Miami County Grant for IPADS	70.00	0.00	0.00	70.00	0.00	0.00	70.00	0.00	0.00
			<b>\$ 70.00</b>	<b>\$ 0.00</b>	<b>\$ 0.00</b>	<b>\$ 70.00</b>	<b>\$ 0.00</b>	<b>\$ 0.00</b>	<b>\$ 70.00</b>	<b>\$ 0.00</b>	<b>\$ 0.00</b>
<b>Full Account Code: 019-9272</b>											
019	9272	Miami County Foundation Grant-Water Fountains	1.25	7,380.00	0.00	7,381.25	0.00	7,380.00	1.25	7,380.00	7,380.00
			<b>\$ 1.25</b>	<b>\$ 7,380.00</b>	<b>\$ 0.00</b>	<b>\$ 7,381.25</b>	<b>\$ 0.00</b>	<b>\$ 7,380.00</b>	<b>\$ 1.25</b>	<b>\$ 7,380.00</b>	<b>\$ 7,380.00</b>
<b>Full Account Code: 019-9410</b>											
019	9410	GRANT FROM DARKE COUNTY FOUNDATION	882.49	800.00	1,436.63	245.86	0.00	17.05	228.81	800.00	2,182.49
			<b>\$ 882.49</b>	<b>\$ 800.00</b>	<b>\$ 1,436.63</b>	<b>\$ 245.86</b>	<b>\$ 0.00</b>	<b>\$ 17.05</b>	<b>\$ 228.81</b>	<b>\$ 800.00</b>	<b>\$ 2,182.49</b>
<b>Full Account Code: 019-9421</b>											
019	9421	DARKE COUNTY FOUNDATION COMMUNITY GARDEN GRANT	0.00	1,300.00	0.00	1,300.00	0.00	0.00	1,300.00	1,300.00	1,300.00
			<b>\$ 0.00</b>	<b>\$ 1,300.00</b>	<b>\$ 0.00</b>	<b>\$ 1,300.00</b>	<b>\$ 0.00</b>	<b>\$ 0.00</b>	<b>\$ 1,300.00</b>	<b>\$ 1,300.00</b>	<b>\$ 1,300.00</b>
<b>Full Account Code: 019-9517</b>											



## BRADFORD BOARD OF EDUCATION

### Appropriations and Receivables by Cash Account

Fund	SCC	Description	Initial Cash	FYTD Received	FYTD Expended	Fund Balance	Prior Year Encumbrance	Encumbrance	Unencumbered Balance	FYTD Receivable	FYTD Appropriated
019	9517	OTHER GRANT	\$ 6,400.00	\$ 0.00	\$ 0.00	\$ 6,400.00	\$ 0.00	\$ 0.00	\$ 6,400.00	\$ 0.00	\$ 200.00
			<b>\$ 6,400.00</b>	<b>\$ 0.00</b>	<b>\$ 0.00</b>	<b>\$ 6,400.00</b>	<b>\$ 0.00</b>	<b>\$ 0.00</b>	<b>\$ 6,400.00</b>	<b>\$ 0.00</b>	<b>\$ 200.00</b>
<b>Full Account Code: 019-9920</b>											
019	9920	COVINGTON EAGLES DONATION	7,000.00	0.00	0.00	7,000.00	0.00	0.00	7,000.00	0.00	7,000.00
			<b>\$ 7,000.00</b>	<b>\$ 0.00</b>	<b>\$ 0.00</b>	<b>\$ 7,000.00</b>	<b>\$ 0.00</b>	<b>\$ 0.00</b>	<b>\$ 7,000.00</b>	<b>\$ 0.00</b>	<b>\$ 7,000.00</b>
<b>Full Account Code: 022-9718</b>											
022	9718	DISTRICT AGENCY	777.85	0.00	0.00	777.85	0.00	0.00	777.85	0.00	100.00
			<b>\$ 777.85</b>	<b>\$ 0.00</b>	<b>\$ 0.00</b>	<b>\$ 777.85</b>	<b>\$ 0.00</b>	<b>\$ 0.00</b>	<b>\$ 777.85</b>	<b>\$ 0.00</b>	<b>\$ 100.00</b>
<b>Full Account Code: 022-9819</b>											
022	9819	UNCASHED FUNDS FOR 2018-2019	127.99	0.00	0.00	127.99	0.00	0.00	127.99	0.00	200.00
			<b>\$ 127.99</b>	<b>\$ 0.00</b>	<b>\$ 0.00</b>	<b>\$ 127.99</b>	<b>\$ 0.00</b>	<b>\$ 0.00</b>	<b>\$ 127.99</b>	<b>\$ 0.00</b>	<b>\$ 200.00</b>
<b>Full Account Code: 034-0000</b>											
034	0000	CLASSROOM FACILITY MAINTENANCE	526,612.23	8,750.67	152.50	535,210.40	0.00	0.00	535,210.40	43,392.20	10,350.00
			<b>\$ 526,612.23</b>	<b>\$ 8,750.67</b>	<b>\$ 152.50</b>	<b>\$ 535,210.40</b>	<b>\$ 0.00</b>	<b>\$ 0.00</b>	<b>\$ 535,210.40</b>	<b>\$ 43,392.20</b>	<b>\$ 10,350.00</b>
<b>Full Account Code: 034-9045</b>											
034	9045	MAINTENANCE FUND DELINQUENCIES	1,528.22	62.46	0.00	1,590.68	0.00	0.00	1,590.68	450.00	0.00
			<b>\$ 1,528.22</b>	<b>\$ 62.46</b>	<b>\$ 0.00</b>	<b>\$ 1,590.68</b>	<b>\$ 0.00</b>	<b>\$ 0.00</b>	<b>\$ 1,590.68</b>	<b>\$ 450.00</b>	<b>\$ 0.00</b>
<b>Full Account Code: 200-9000</b>											
200	9000	MULTIPLE DISABILITIES CLASS	2,664.58	0.00	0.00	2,664.58	0.00	0.00	2,664.58	500.00	800.00
			<b>\$ 2,664.58</b>	<b>\$ 0.00</b>	<b>\$ 0.00</b>	<b>\$ 2,664.58</b>	<b>\$ 0.00</b>	<b>\$ 0.00</b>	<b>\$ 2,664.58</b>	<b>\$ 500.00</b>	<b>\$ 800.00</b>
<b>Full Account Code: 200-9021</b>											
200	9021	CLASS OF 2021	3,333.26	260.00	966.96	2,626.30	40.00	1,830.00	796.30	2,000.00	3,000.00
			<b>\$ 3,333.26</b>	<b>\$ 260.00</b>	<b>\$ 966.96</b>	<b>\$ 2,626.30</b>	<b>\$ 40.00</b>	<b>\$ 1,830.00</b>	<b>\$ 796.30</b>	<b>\$ 2,000.00</b>	<b>\$ 3,000.00</b>
<b>Full Account Code: 200-9022</b>											
200	9022	CLASS OF 2022	4,436.93	5,822.00	2,641.00	7,617.93	0.00	779.50	6,838.43	4,000.00	3,700.00
			<b>\$ 4,436.93</b>	<b>\$ 5,822.00</b>	<b>\$ 2,641.00</b>	<b>\$ 7,617.93</b>	<b>\$ 0.00</b>	<b>\$ 779.50</b>	<b>\$ 6,838.43</b>	<b>\$ 4,000.00</b>	<b>\$ 3,700.00</b>
<b>Full Account Code: 200-9023</b>											
200	9023	CLASS OF 2023	350.00	2,520.00	1,595.00	1,275.00	0.00	0.00	1,275.00	3,000.00	3,000.00
			<b>\$ 350.00</b>	<b>\$ 2,520.00</b>	<b>\$ 1,595.00</b>	<b>\$ 1,275.00</b>	<b>\$ 0.00</b>	<b>\$ 0.00</b>	<b>\$ 1,275.00</b>	<b>\$ 3,000.00</b>	<b>\$ 3,000.00</b>
<b>Full Account Code: 200-9119</b>											
200	9119	POWER OF THE PEN	280.00	0.00	0.00	280.00	0.00	0.00	280.00	0.00	0.00
			<b>\$ 280.00</b>	<b>\$ 0.00</b>	<b>\$ 0.00</b>	<b>\$ 280.00</b>	<b>\$ 0.00</b>	<b>\$ 0.00</b>	<b>\$ 280.00</b>	<b>\$ 0.00</b>	<b>\$ 0.00</b>
<b>Full Account Code: 200-9128</b>											
200	9128	SPANISH CLUB	134.31	0.00	0.00	134.31	0.00	0.00	134.31	0.00	100.00
			<b>\$ 134.31</b>	<b>\$ 0.00</b>	<b>\$ 0.00</b>	<b>\$ 134.31</b>	<b>\$ 0.00</b>	<b>\$ 0.00</b>	<b>\$ 134.31</b>	<b>\$ 0.00</b>	<b>\$ 100.00</b>
<b>Full Account Code: 200-9130</b>											
200	9130	MUSE MACHINE	1,103.24	0.00	0.00	1,103.24	0.00	0.00	1,103.24	0.00	0.00
			<b>\$ 1,103.24</b>	<b>\$ 0.00</b>	<b>\$ 0.00</b>	<b>\$ 1,103.24</b>	<b>\$ 0.00</b>	<b>\$ 0.00</b>	<b>\$ 1,103.24</b>	<b>\$ 0.00</b>	<b>\$ 0.00</b>

## BRADFORD BOARD OF EDUCATION

### Appropriations and Receivables by Cash Account

Fund	SCC	Description	Initial Cash	FYTD Received	FYTD Expended	Fund Balance	Prior Year Encumbrance	Encumbrance	Unencumbered Balance	FYTD Receivable	FYTD Appropriated
<b>Full Account Code: 200-9131</b>											
200	9131	DRAMA CLUB	\$ 6,099.49	\$ 0.00	\$ 0.00	\$ 6,099.49	\$ 0.00	\$ 0.00	\$ 6,099.49	\$ 0.00	\$ 0.00
			<b>\$ 6,099.49</b>	<b>\$ 0.00</b>	<b>\$ 0.00</b>	<b>\$ 6,099.49</b>	<b>\$ 0.00</b>	<b>\$ 0.00</b>	<b>\$ 6,099.49</b>	<b>\$ 0.00</b>	<b>\$ 0.00</b>
<b>Full Account Code: 200-9133</b>											
200	9133	GLEE CLUB	368.65	0.00	0.00	368.65	0.00	0.00	368.65	0.00	0.00
			<b>\$ 368.65</b>	<b>\$ 0.00</b>	<b>\$ 0.00</b>	<b>\$ 368.65</b>	<b>\$ 0.00</b>	<b>\$ 0.00</b>	<b>\$ 368.65</b>	<b>\$ 0.00</b>	<b>\$ 0.00</b>
<b>Full Account Code: 200-9330</b>											
200	9330	FUTURE FARMERS OF AMERICA	4,458.83	8,386.50	7,225.63	5,619.70	140.00	1,819.94	3,799.76	20,900.00	12,000.00
			<b>\$ 4,458.83</b>	<b>\$ 8,386.50</b>	<b>\$ 7,225.63</b>	<b>\$ 5,619.70</b>	<b>\$ 140.00</b>	<b>\$ 1,819.94</b>	<b>\$ 3,799.76</b>	<b>\$ 20,900.00</b>	<b>\$ 12,000.00</b>
<b>Full Account Code: 200-9400</b>											
200	9400	HIGH SCHOOL MUSIC DEPARTMENT	1,128.63	0.00	194.90	933.73	0.00	5.20	928.53	500.00	300.00
			<b>\$ 1,128.63</b>	<b>\$ 0.00</b>	<b>\$ 194.90</b>	<b>\$ 933.73</b>	<b>\$ 0.00</b>	<b>\$ 5.20</b>	<b>\$ 928.53</b>	<b>\$ 500.00</b>	<b>\$ 300.00</b>
<b>Full Account Code: 200-9610</b>											
200	9610	ELEMENTARY STUDENT COUNCIL	513.56	0.00	0.00	513.56	0.00	0.00	513.56	0.00	0.00
			<b>\$ 513.56</b>	<b>\$ 0.00</b>	<b>\$ 0.00</b>	<b>\$ 513.56</b>	<b>\$ 0.00</b>	<b>\$ 0.00</b>	<b>\$ 513.56</b>	<b>\$ 0.00</b>	<b>\$ 0.00</b>
<b>Full Account Code: 200-9630</b>											
200	9630	HIGH SCHOOL STUDENT COUNCIL	2,244.28	4,858.00	6,355.00	747.28	500.00	331.50	415.78	3,000.00	6,400.00
			<b>\$ 2,244.28</b>	<b>\$ 4,858.00</b>	<b>\$ 6,355.00</b>	<b>\$ 747.28</b>	<b>\$ 500.00</b>	<b>\$ 331.50</b>	<b>\$ 415.78</b>	<b>\$ 3,000.00</b>	<b>\$ 6,400.00</b>
<b>Full Account Code: 200-9678</b>											
200	9678	JR HIGH CLASS ADVISOR	0.00	979.00	0.00	979.00	0.00	756.00	223.00	0.00	900.00
			<b>\$ 0.00</b>	<b>\$ 979.00</b>	<b>\$ 0.00</b>	<b>\$ 979.00</b>	<b>\$ 0.00</b>	<b>\$ 756.00</b>	<b>\$ 223.00</b>	<b>\$ 0.00</b>	<b>\$ 900.00</b>
<b>Full Account Code: 200-9680</b>											
200	9680	YEARBOOK	6,752.94	5,121.00	3,313.19	8,560.75	1,882.00	4,568.81	3,991.94	5,000.00	6,500.00
			<b>\$ 6,752.94</b>	<b>\$ 5,121.00</b>	<b>\$ 3,313.19</b>	<b>\$ 8,560.75</b>	<b>\$ 1,882.00</b>	<b>\$ 4,568.81</b>	<b>\$ 3,991.94</b>	<b>\$ 5,000.00</b>	<b>\$ 6,500.00</b>
<b>Full Account Code: 200-9710</b>											
200	9710	NATIONAL HONOR SOCIETY	(481.67)	0.00	0.00	(481.67)	0.00	0.00	(481.67)	430.00	350.00
			<b>\$ (481.67)</b>	<b>\$ 0.00</b>	<b>\$ 0.00</b>	<b>\$ (481.67)</b>	<b>\$ 0.00</b>	<b>\$ 0.00</b>	<b>\$ (481.67)</b>	<b>\$ 430.00</b>	<b>\$ 350.00</b>
<b>Full Account Code: 300-9001</b>											
300	9001	HIGH SCHOOL ART	721.58	0.00	0.00	721.58	0.00	0.00	721.58	0.00	0.00
			<b>\$ 721.58</b>	<b>\$ 0.00</b>	<b>\$ 0.00</b>	<b>\$ 721.58</b>	<b>\$ 0.00</b>	<b>\$ 0.00</b>	<b>\$ 721.58</b>	<b>\$ 0.00</b>	<b>\$ 0.00</b>
<b>Full Account Code: 300-9002</b>											
300	9002	WASHINGTON DC TRIP - 8TH GRADE	5,375.00	0.00	475.00	4,900.00	0.00	0.00	4,900.00	23,000.00	22,000.00
			<b>\$ 5,375.00</b>	<b>\$ 0.00</b>	<b>\$ 475.00</b>	<b>\$ 4,900.00</b>	<b>\$ 0.00</b>	<b>\$ 0.00</b>	<b>\$ 4,900.00</b>	<b>\$ 23,000.00</b>	<b>\$ 22,000.00</b>
<b>Full Account Code: 300-9004</b>											
300	9004	MEDIA-TECH CLASS	5.57	0.00	0.00	5.57	0.00	0.00	5.57	0.00	0.00
			<b>\$ 5.57</b>	<b>\$ 0.00</b>	<b>\$ 0.00</b>	<b>\$ 5.57</b>	<b>\$ 0.00</b>	<b>\$ 0.00</b>	<b>\$ 5.57</b>	<b>\$ 0.00</b>	<b>\$ 0.00</b>
<b>Full Account Code: 300-9500</b>											
300	9500	ATHLETIC DIRECTOR	6,130.84	71,999.29	47,565.31	30,564.82	3,414.08	18,354.43	12,210.39	64,362.00	69,509.00

## BRADFORD BOARD OF EDUCATION

### Appropriations and Receivables by Cash Account

Fund	SCC	Description	Initial Cash	FYTD Received	FYTD Expended	Fund Balance	Prior Year Encumbrance	Encumbrance	Unencumbered Balance	FYTD Receivabl e	FYTD Appropria ted
			<b>\$ 6,130.84</b>	<b>\$ 71,999.29</b>	<b>\$ 47,565.31</b>	<b>\$ 30,564.82</b>	<b>\$ 3,414.08</b>	<b>\$ 18,354.43</b>	<b>\$ 12,210.39</b>	<b>\$ 64,362.00</b>	<b>\$ 69,509.00</b>
<b>Full Account Code: 300-9501</b>											
300	9501	ATHLETIC DIRECTOR FSN	\$ 750.00	\$ 0.00	\$ 0.00	\$ 750.00	\$ 0.00	\$ 0.00	\$ 750.00	\$ 0.00	\$ 0.00
			<b>\$ 750.00</b>	<b>\$ 0.00</b>	<b>\$ 0.00</b>	<b>\$ 750.00</b>	<b>\$ 0.00</b>	<b>\$ 0.00</b>	<b>\$ 750.00</b>	<b>\$ 0.00</b>	<b>\$ 0.00</b>
<b>Full Account Code: 300-9553</b>											
300	9553	Athletics-cheerleading Fund Raising	182.00	0.00	0.00	182.00	0.00	0.00	182.00	200.00	0.00
			<b>\$ 182.00</b>	<b>\$ 0.00</b>	<b>\$ 0.00</b>	<b>\$ 182.00</b>	<b>\$ 0.00</b>	<b>\$ 0.00</b>	<b>\$ 182.00</b>	<b>\$ 200.00</b>	<b>\$ 0.00</b>
<b>Full Account Code: 451-9021</b>											
451	9021	TELECOMMUNICATIONS 2019-2020	0.00	5,400.00	0.00	5,400.00	0.00	3,600.00	1,800.00	3,600.00	3,600.00
			<b>\$ 0.00</b>	<b>\$ 5,400.00</b>	<b>\$ 0.00</b>	<b>\$ 5,400.00</b>	<b>\$ 0.00</b>	<b>\$ 3,600.00</b>	<b>\$ 1,800.00</b>	<b>\$ 3,600.00</b>	<b>\$ 3,600.00</b>
<b>Full Account Code: 467-9920</b>											
467	9920	Student Wellness and Success	135,598.11	112,435.00	33,406.66	214,626.45	0.00	38,368.66	176,257.79	224,869.01	136,644.00
			<b>\$ 135,598.11</b>	<b>\$ 112,435.00</b>	<b>\$ 33,406.66</b>	<b>\$ 214,626.45</b>	<b>\$ 0.00</b>	<b>\$ 38,368.66</b>	<b>\$ 176,257.79</b>	<b>\$ 224,869.01</b>	<b>\$ 136,644.00</b>
<b>Full Account Code: 499-9021</b>											
499	9021	MISCELLANEOUS STATE GRANT FUND	0.00	100,000.00	0.00	100,000.00	0.00	0.00	100,000.00	0.00	0.00
			<b>\$ 0.00</b>	<b>\$ 100,000.00</b>	<b>\$ 0.00</b>	<b>\$ 100,000.00</b>	<b>\$ 0.00</b>	<b>\$ 0.00</b>	<b>\$ 100,000.00</b>	<b>\$ 0.00</b>	<b>\$ 0.00</b>
<b>Full Account Code: 499-9920</b>											
499	9920	BWC SAFETY GRANT	40,000.00	0.00	40,000.00	0.00	40,000.00	0.00	0.00	0.00	0.00
			<b>\$ 40,000.00</b>	<b>\$ 0.00</b>	<b>\$ 40,000.00</b>	<b>\$ 0.00</b>	<b>\$ 40,000.00</b>	<b>\$ 0.00</b>	<b>\$ 0.00</b>	<b>\$ 0.00</b>	<b>\$ 0.00</b>
<b>Full Account Code: 507-9021</b>											
507	9021	ESSER Grant (cares act)	0.00	191,271.85	97,994.64	93,277.21	0.00	0.00	93,277.21	97,994.64	97,994.64
			<b>\$ 0.00</b>	<b>\$ 191,271.85</b>	<b>\$ 97,994.64</b>	<b>\$ 93,277.21</b>	<b>\$ 0.00</b>	<b>\$ 0.00</b>	<b>\$ 93,277.21</b>	<b>\$ 97,994.64</b>	<b>\$ 97,994.64</b>
<b>Full Account Code: 510-9021</b>											
510	9021	CORONA VIRUS RELIEF FUND FOR SCHOOLS	0.00	43,566.68	21,893.00	21,673.68	0.00	0.00	21,673.68	21,893.17	21,893.17
			<b>\$ 0.00</b>	<b>\$ 43,566.68</b>	<b>\$ 21,893.00</b>	<b>\$ 21,673.68</b>	<b>\$ 0.00</b>	<b>\$ 0.00</b>	<b>\$ 21,673.68</b>	<b>\$ 21,893.17</b>	<b>\$ 21,893.17</b>
<b>Full Account Code: 510-9223</b>											
510	9223	Broadband Ohio Connectivity Grant	0.00	12,959.38	6,288.92	6,670.46	0.00	0.00	6,670.46	6,670.46	6,670.46
			<b>\$ 0.00</b>	<b>\$ 12,959.38</b>	<b>\$ 6,288.92</b>	<b>\$ 6,670.46</b>	<b>\$ 0.00</b>	<b>\$ 0.00</b>	<b>\$ 6,670.46</b>	<b>\$ 6,670.46</b>	<b>\$ 6,670.46</b>
<b>Full Account Code: 516-9021</b>											
516	9021	TITLE 6B GRANT FOR 2019-2020	0.00	149,241.24	50,443.28	98,797.96	0.00	50,443.34	48,354.62	108,886.62	108,886.62
			<b>\$ 0.00</b>	<b>\$ 149,241.24</b>	<b>\$ 50,443.28</b>	<b>\$ 98,797.96</b>	<b>\$ 0.00</b>	<b>\$ 50,443.34</b>	<b>\$ 48,354.62</b>	<b>\$ 108,886.62</b>	<b>\$ 108,886.62</b>
<b>Full Account Code: 572-0000</b>											
572	0000	TITLE I	1,234.36	149.45	0.00	1,383.81	0.00	0.00	1,383.81	0.00	0.00
			<b>\$ 1,234.36</b>	<b>\$ 149.45</b>	<b>\$ 0.00</b>	<b>\$ 1,383.81</b>	<b>\$ 0.00</b>	<b>\$ 0.00</b>	<b>\$ 1,383.81</b>	<b>\$ 0.00</b>	<b>\$ 0.00</b>
<b>Full Account Code: 572-9021</b>											
572	9021	TITLE ONE 2019-2020 SCHOOL YEAR	0.00	97,268.76	84,221.67	13,047.09	0.00	129.66	12,917.43	115,613.51	115,613.51

## BRADFORD BOARD OF EDUCATION

### Appropriations and Receivables by Cash Account

Fund	SCC	Description	Initial Cash	FYTD Received	FYTD Expended	Fund Balance	Prior Year Encumbrance	Encumbrance	Unencumbered Balance	FYTD Receivable	FYTD Appropriated
			\$ 0.00	\$ 97,268.76	\$ 84,221.67	\$ 13,047.09	\$ 0.00	\$ 129.66	\$ 12,917.43	\$ 115,613.51	\$ 115,613.51
<b>Full Account Code: 572-9121</b>											
572	9121	TITLE I DISADVANTAGED CHILDREN	\$ 0.00	\$ 2,148.88	\$ 0.00	\$ 2,148.88	\$ 0.00	\$ 0.00	\$ 2,148.88	\$ 0.00	\$ 0.00
			\$ 0.00	\$ 2,148.88	\$ 0.00	\$ 2,148.88	\$ 0.00	\$ 0.00	\$ 2,148.88	\$ 0.00	\$ 0.00
<b>Full Account Code: 587-9021</b>											
587	9021	PRESCHOOL GRANT FOR THE 2019-2020 SCHOOL YEAR	0.00	0.00	0.00	0.00	0.00	0.00	0.00	875.56	875.56
			\$ 0.00	\$ 0.00	\$ 0.00	\$ 0.00	\$ 0.00	\$ 0.00	\$ 0.00	\$ 875.56	\$ 875.56
<b>Full Account Code: 587-9120</b>											
587	9120	RESTORATION GRANT 2019-2020	0.00	10.96	10.96	0.00	0.00	0.00	0.00	10.96	0.00
			\$ 0.00	\$ 10.96	\$ 10.96	\$ 0.00	\$ 0.00	\$ 0.00	\$ 0.00	\$ 10.96	\$ 0.00
<b>Full Account Code: 590-9021</b>											
590	9021	TITLE IIA FOR THE 2018-2019 SCHOOL YEAR	0.00	11,994.66	0.00	11,994.66	0.00	0.00	11,994.66	16,457.26	16,457.26
			\$ 0.00	\$ 11,994.66	\$ 0.00	\$ 11,994.66	\$ 0.00	\$ 0.00	\$ 11,994.66	\$ 16,457.26	\$ 16,457.26
<b>Full Account Code: 599-0000</b>											
599	0000	OTHER MISC FEDERAL GRANTS	96.11	41.91	0.00	138.02	0.00	0.00	138.02	45.00	0.00
			\$ 96.11	\$ 41.91	\$ 0.00	\$ 138.02	\$ 0.00	\$ 0.00	\$ 138.02	\$ 45.00	\$ 0.00
<b>Full Account Code: 599-9021</b>											
599	9021	TITLE IV FOR THE 2019-2020 SCHOOL YEAR	0.00	18,609.94	8,609.94	10,000.00	0.00	0.00	10,000.00	10,000.00	10,000.00
			\$ 0.00	\$ 18,609.94	\$ 8,609.94	\$ 10,000.00	\$ 0.00	\$ 0.00	\$ 10,000.00	\$ 10,000.00	\$ 10,000.00
<b>Full Account Code: 599-9118</b>											
599	9118	MISC. FED. GRANT	0.00	13.60	0.00	13.60	0.00	0.00	13.60	0.00	0.00
			\$ 0.00	\$ 13.60	\$ 0.00	\$ 13.60	\$ 0.00	\$ 0.00	\$ 13.60	\$ 0.00	\$ 0.00
<b>Full Account Code: 599-9120</b>											
599	9120	STRIVING READERS GRANT 2019-2020	6,029.08	43,294.09	14,827.05	34,496.12	24.64	24.64	34,471.48	65,000.00	14,974.60
			\$ 6,029.08	\$ 43,294.09	\$ 14,827.05	\$ 34,496.12	\$ 24.64	\$ 24.64	\$ 34,471.48	\$ 65,000.00	\$ 14,974.60
<b>Full Account Code: 599-9121</b>											
599	9121	MISCELLANEOUS FED. GRANT FUND	0.00	96,851.48	49,855.49	46,995.99	0.00	0.00	46,995.99	208,270.00	218,559.34
			\$ 0.00	\$ 96,851.48	\$ 49,855.49	\$ 46,995.99	\$ 0.00	\$ 0.00	\$ 46,995.99	\$ 208,270.00	\$ 218,559.34
<b>Full Account Code: 599-9221</b>											
599	9221	MISCELLANEOUS FED. GRANT FUND	0.00	40,000.00	23,246.94	16,753.06	0.00	82.74	16,670.32	210,432.50	210,432.50
			\$ 0.00	\$ 40,000.00	\$ 23,246.94	\$ 16,753.06	\$ 0.00	\$ 82.74	\$ 16,670.32	\$ 210,432.50	\$ 210,432.50
<b>Full Account Code: 599-9821</b>											
599	9821	MISCELLANEOUS FED. GRANT FUND	0.00	20,000.00	0.00	20,000.00	0.00	0.00	20,000.00	0.00	0.00
			\$ 0.00	\$ 20,000.00	\$ 0.00	\$ 20,000.00	\$ 0.00	\$ 0.00	\$ 20,000.00	\$ 0.00	\$ 0.00

